

## 付録A TFデータ提供状況

コード	航空会社名	国	1982年	
			ICAOでの 記載の有無 <sup>1)</sup>	データ提供 の有無 <sup>2)</sup>
AF	Air France	France		
AI	Air India	India		
AM	Aeromexico	Mexico		
AR	Aerolineas Argentina	Argentina		○
AV	Avianca	Colombia		
AY	Finnair	Finland		○
AZ	Alitalia	Italie		○
BA	British Airways	United Kingdom		○
BR	British Caledonian	United Kingdom		○
CA	Civil Aviation Administration of China	China		
DA	Dan-Air Services	United Kingdom		○
DJ	Air Djibouti	Djibouti		
EI	Aer Lingus Aerlinte	Ireland		○
ET	Ethiopian	Ethiopia		
FI	Icelandair	Iceland		○
GA	Garuda	Indonesia		
GF	Gulf Air	Gulf States		
GH	Ghanair	Ghana		
IA	Iraqi	Iraq		
IB	Iberia	Espana		○
IF	Interflug	Germany, Democratic Rep.		
IR	Iran Air	Iran		
JL	Japan Air Lines	Japan		○
JU	Jat Airways	Yugoslavia		
KL	KLM	Netherlands, Kingdom of the		○
KQ	Kenya Airways	Kenya		
KU	Kuwait Airways	Kuwait		○
LA	Lan Chile	Chile		
LH	Lufthansa	Germany, Federal Rep. of		○
LN	Libyan Arab Airlines	Libyan Arab Jamahiraya		
LZ	Balkan	Bulgarie		
MH	Malaysian Airline System	Malaysia		○
MK	Air Mauritius	Mauritius		
NW	Northwest	United States		○
OA	Olympic	Greece		○
OK	Ceske Aerolinie	Czechoslovak Soc. Republic		
OS	Austrian Airlines	Austria		○
PA	Pan American	United States		○
PK	Pakistan International Airlines	Pakistan		○
PR	Philippine Air Lines	Philippines		
QC	Air Zaire	Zaire, Republique du		
QF	Qantas	Australia		○
RB	Syrian Arab	Syrian Arab Republic		
RG	Varig	Brazil		○
RK	Air Afrique	Etats du Traite du Yaonde		
SA	South African Airways	South Africa		○
SD	Sudanair	Sudan		
SK	Scandinavian Airlines System	Scandinavia		○
SN	SABENA	Belgique		○
SQ	Singapore Airlines	Singapore		○
SR	Swissair	Suisse		
SU	Aeroflot	USSR		
SV	Saudia	Saudi Arabia		
TG	Thai International	Thailand		○
TK	Turk Hava Yollari	Turkey		
TP	TAP Air Portugal	Portugal		○
TW	Trans World Airlines	United States		○
UL	Lansa	Honduras		
WT	Nigeria Airways	Nigeria		

出典:ICAO, Traffic by flight stage

1): ×が記載のない航空会社

2): ○が提供している航空会社

1986年

コード	航空会社名	国	ICAOでの 記載の有無 <sup>1)</sup>	データ提供 の有無 <sup>2)</sup>
AC	Air Canada	Canada		○
AF	Air France	France		○
AI	Air India	India		○
AM	Aeromexico	Mexico		○
AR	Aerolineas Argentinas	Argentina		○
AV	Avianca	Colombia		○
AY	Finnair	Finland		○
AZ	Alitalia	Italy		○
BA	British Airways	United Kingdom		○
BD	British Midland	United Kingdom		○
BG	Bangladesh Biman	Bangladesh		
BR	British Caledonian	United Kingdom		○
CA	Civil Aviation Administration of China	China		
CP	CP AIR	Canada		○
CX	Cathay Pacific	China, Hong Kong Sar		○
CY	Cyprus Airways	Cyprus		○
DA	Dan-Air Services	United Kingdom		○
EI	Aer Lingus	Ireland		○
ET	Ethiopian Airlines	Ethiopia		
FI	Icelandair	Iceland		○
FR	Ryanair	Ireland		
GA	Garuda Indonesia	Indonesia		
GF	Gulf Air	Gulf States		
HH	Somali Airlines	Somalia		
HM	Air Seychelles	Seychelles		
IB	Iberia	Spain		○
IF	Interflug	Germany, Democratic Rep.		
IR	Iran Air	Iran		
IY	Yemenia Yemen Airways	Yemen		
JL	Japan Air Lines	Japan		○
KL	KLM Royal Dutch Airlines	Netherlands, Kingdom of the		○
KM	Air Malta	Malta		○
KQ	Kenya Airways	Kenya		
KU	Kuwait Airways	Kuwait		○
LH	Lufthansa	Germany		○
ME	Middle East Airlines	Lebanon		
MH	Malaysia Airlines	Malaysia		○
MK	Air Mauritius	Mauritius		
NW	Northwest	United States		○
OA	Olympic Airways	Greece		○
OK	Czech Airlines	Czecho Republic		
OS	Austrian Airlines	Austria		○
PA	Pan American	United States		○
PK	Pakistan International	Pakistan		○
PR	Philippine Airlines	Philippines		○
QF	Qantas Airways	Australia		○
RB	Syrian Arab Airlines	Syrian Arab Republic		
RG	Varig	Brazil		○
RK	Air Afrique	Etats du Traite du Yaonde		
RO	TAROM	Romania		
SA	South African Airways	South Africa		
SD	Sudan Airways Co Ltd	Sudan		
SK	Scandinavian Airlines	Scandinavia		○
SN	SN Brussels Airlines	Belgique		○
SQ	Singapore Airlines	Singapore		○
SR	Swissair	Switzerland		○
SU	Aeroflot	Russian Federation		
SV	Saudi Arabian Airlines	Saudi Arabia		
TG	Thai Airways Intl	Thailand		○
TK	Turkish Airlines	Turkey		
TP	TAP Air Portugal	Portugal		○
TW	Trans World Airlines	United States		○
UK	Air UK	United Kingdom		○
UL	Air Lanka	Sri Lanka		
WT	Nigeria Airways	Nigeria		
WU	Netherlines B.V.	Netherlands, Kingdom of the	×	
ZB	Monarch Airlines	United Kingdom		○

出典: ICAO, Traffic by flight stage

1): ×が記載のない航空会社

2): ○が提供している航空会社

コード	航空会社名	国	1990年	
			ICAOでの 記載の有無 <sup>1)</sup>	データ提供 の有無 <sup>2)</sup>
EI	Aer Lingus	Ireland		
YP	Aero Lloyd	Germany		○
SU	Aeroflot	USSR		○
AR	Aerolineas Argentinas	Argentina		○
AM	Aeromexico	Mexico		○
RK	Air Afrique	Etats du Traite du Yaonde		○
AC	Air Canada	Canada		○
CA	Civil Aviation Administration of China	China		
AF	Air France	France		○
DA	Dan-Air Services	United Kingdom		○
AI	Air India	India		○
KM	Air Malta	Malta		○
MK	Air Mauritius	Mauritius		
HM	Air Seychelles	Seychelles		○
QC	Air Zaire	Zaire, Republique du		○
AZ	Alitalia	Italie		○
OS	Austrian Airlines	Austria		○
AV	Avianca	Colombia		○
BD	British Midland	United Kingdom		○
BY	Britannia Airways	United Kingdom		○
BA	British Airways	United Kingdom		○
ll	London City Airways	United Kingdom	×	
BW	Bwia West Indies Airways	Trinidad and Tobago		
CX	Cathay Pacific	United Kingdom-Hong Kong		
CY	Cyprus Airways	Cyprus		○
OK	Czech Airlines	Czechoslovak Soc. Republic		○
DL	Delta Air Lines	United States		○
ET	Ethiopian Airlines	Ethiopia		
AY	Finnair	Finland		○
GA	Garuda Indonesia	Indonesia		
GF	Gulf Air	Gulf States		
IB	Iberia	Espana		○
FI	Icelandair	Iceland		
IR	Iran Air	Iran		○
HH	Somali Airlines	Somalia		
JL	Japan Air Lines	Japan		○
KQ	Kenya Airways	Kenya		
BZ	Capital Airlines		×	
KL	KLM Royal Dutch Airlines	Netherlands, Kingdom of the		○
UK	Air UK	United Kingdom		○
KE	Korean Air	Republic of Korea		○
KU	Kuwait Airways	Kuwait		
LH	Lufthansa	Germany		○
MH	Malaysia Airlines	Malaysia		
AE	Air Europe	United Kingdom		○
ME	Middle East Airlines	Lebanon		
ZB	Monarch Airlines	United Kingdom		
OA	Olympic Airways	Greece		○
PK	Pakistan International	Pakistan		○
PA	Pan American	United States		○
PR	Philippine Airlines	Philippines		
HN	NLM Dutch Airlines	Netherlands, Kingdom of the	×	
QF	Qantas Airways	Australia		○
AT	Royal Air Maroc	Morocco		
FR	Ryanair	Ireland		
SV	Saudi Arabian Airlines	Saudi Arabia		○
SK	Scandinavian Airlines	Scandinavia		○
SQ	Singapore Airlines	Singapore		○
BC	Brymon Airways	United Kingdom	×	
SN	SABENA	Belgique		○
SA	South African Airways	South Africa		
UL	Air Lanka	Sri Lanka		○
SD	Sudan Airways Co Ltd	Sudan		
SR	Swissair	Suisse		○
RB	Syrian Arab Airlines	Syrian Arab Republic		
TP	TAP Air Portugal	Portugal		○
RO	TAROM	Romania		
TG	Thai Airways Intl	Thailand		○
WU	Netherlands B.V.	Netherlands, Kingdom of the	×	
HX	Hamburg Airlines	Germany	×	
TW	Trans World Airlines	United States		○
HV	Transavia Airlines		×	
TK	Turkish Airlines	Turkey		○
RG	VARIG	Brazil		○
IY	Yemenia Yemen Airways	Yemen		

出典:ICAO, Traffic by flight stage

1): ×が記載のない航空会社

2): ○が提供している航空会社

コード	航空会社名	国	1995年	
			ICAOでの 記載の有無 <sup>1)</sup>	データ提供 の有無 <sup>2)</sup>
AF	Air France	France		○
AI	Air India	India		
AR	Aerolineas Argentinas	Argentina		○
AY	Finnair	Finland		○
AZ	Alitalia	Italy		○
BA	British Airways	United Kingdom		○
BD	British Midland	United Kingdom		○
BQ	Aeromar	Mexico	×	
BU	Braathens	Norway	×	
CB	Suckling Airways	United Kingdom	×	
CX	Cathay Pacific	United Kingdom(Hong Kong)		○
CY	Cyprus Airways	Cyprus		○
DE	Condor Flugdienst	Germany	×	
DL	Delta Air Lines	United States		○
DM	Maersk Air	United Kingdom		○
DP	Air 2000	United Kingdom		○
EI	Aer Lingus	Ireland		
ET	Ethiopian Airlines	Ethiopia		
FI	Icelandair	Iceland		○
FR	Ryanair	Ireland		
FV	Viva Air	Spain		○
GF	Gulf Air	Gulf States		
HM	Air Seychelles	Seychelles		
HV	Transavia Airlines	Netherlands, Kingdom of the	×	
IB	Iberia	Spain		○
IJ	T.A.T. European Airlines		×	
IR	Iran Air	Iran		○
IT	Air Inter	France	×	
JL	Japan Air Lines	Japan		○
KL	KLM Royal Dutch Airlines	Netherlands, Kingdom of the		○
KQ	Kenya Airways	Kenya		
KU	Kuwait Airways	Kuwait		
LA	LAN Chile	Chile		
LH	Lufthansa	Germany		○
LO	LOT Polish Airlines	Poland		○
LX	Crossair	Switzerland	×	
LZ	Balkan Bulgarian Airline	Bulgaria		
MH	Malaysia Airlines	Malaysia		○
MU	China Eastern Airlines	China		
NG	Lauda Air	Austria		
NI	Portugalia	Portugal	×	
OA	Olympic Airways	Greece		○
OK	Czech Airlines	Czechoslovak Soc. Republic	×	
OS	Austrian Airlines	Austria		○
PR	Philippine Airlines	Philippines		
RA	Royal Nepal Airlines	Nepal		
RG	VARIG	Brazil		○
RN	Euralair International	France	×	
SK	Scandinavian Airlines	Scandinavia		○
SN	SABENA	Belgique		○
SQ	Singapore Airlines	Singapore		○
SR	Swissair	Switzerland		○
SU	Aeroflot	Russian Federation		
SV	Saudi Arabian Airlines	Saudi Arabia		○
TG	Thai Airways Intl	Thailand		○
TP	TAP Air Portugal	Portugal		○
TQ	Transwede Airways	Sweden	×	
UA	United Airlines	United States		○
UK	Air UK	United Kingdom		○
UX	Air Europa	Spain	×	
UY	Cameroon Airlines	Cameroon		
VD	Air Liberte	France	×	
VS	Virgin Atlantic	United Kingdom		○
ZB	Monarch Airlines	United Kingdom		

出典:ICAO, Traffic by flight stage  
 1): ×が記載のない航空会社  
 2): ○が提供している航空会社

コード	航空会社名	国	2001年	
			ICAOでの 記載の有無 <sup>1)</sup>	データ提供 の有無 <sup>2)</sup>
A3	Aegean Airlines	Greece	×	
EI	Aer Lingus	Ireland		
AR	Aerolineas Argentinas	Argentina		
X5	Afrique Airlines		×	
DP	Air 2000	United Kingdom		○
KF	Air Botnia	Finland		
AC	Air Canada	Canada		○
EN	Air Dolomiti	Italy		
UX	Air Europa	Spain		○
AF	Air France	France		○
FU	Air Littoral	France		○
SW	Air Namibia	Namibia	×	
AP	Air One	Italy		
U3	Air Plus Argentina	Argentina	×	
HM	Air Seychelles	Seychelles		
AZ	Alitalia	Italy		
NH	All Nippon Airways	Japan		○
OS	Austrian Airlines	Austria	×	
XN	Axon Airlines	Greece		
BD	British Midland	United Kingdom		○
BU	Braathens	Norway		
BA	British Airways	United Kingdom		○
CX	Cathay Pacific	China, Hong Kong Sar		○
MU	China Eastern Airlines	China		
CY	Cyprus Airways	Cyprus		○
OK	Czech Airlines	Czech Republic		○
DI	Deutsche BA	Germany		
U2	Easyjet	United Kingdom		○
ET	Ethiopian Airlines	Ethiopia		
GJ	Eurofly	Italy		
EW	Eurowings	Germany		
AY	Finnair	Finland		
HF	Fluggesellschaft	Germany		
G7	Gandalf Airlines	Italy		
GO	Go	United Kingdom		○
7Y	Greendale Aviation (Cargo)	Nigeria	×	
IB	Iberia	Spain		○
FI	Icelandair	Iceland		○
KL	KLM Royal Dutch Airlines	Netherlands, Kingdom of the		
UK	KLM UK	United Kingdom		○
KU	Kuwait Airways	Kuwait		
LA	LAN Chile	Chile		
NG	Lauda Air	Austria		
LO	LOT Polish Airlines	Poland		○
LH	Lufthansa	Germany		○
DM	Maersk Air	Denmark		
MA	Malev Hungarian Airlines	Hungary		
IG	Meridiana	Italy		
ZB	Monarch Airlines	United Kingdom		○
OA	Olympic Airways	Greece		
PK	Pakistan International	Pakistan		○
NI	Portugalia	Portugal		
QF	Qantas Airways	Australia		○
QR	Qatar Airways	Qatar		
RA	Royal Nepal Airlines	Nepal		
FR	Ryanair	Ireland		
SV	Saudi Arabian Airlines	Saudi Arabia	×	
SK	Scandinavian Airlines	Scandinavia		○
SQ	Singapore Airlines	Singapore		○
SN	SN Brussels Airlines	Belgique	×	
JK	Spanair	Spain		○
SD	Sudan Airways Co Ltd	Sudan	×	
LX	Swiss	Switzerland	×	
SR	Swissair	Switzerland		
IJ	T.A.T. European Airlines		×	
TP	TAP Air Portugal	Portugal		○
TG	Thai Airways Intl	Thailand		○
HV	Transavia Airlines	Netherlands		
TU	Tunis air	Tunisia		
UA	United Airlines	United States		○
RG	Varig	Brazil		○
VS	Virgin Atlantic	United Kingdom		○
TV	Virgin Express	Belgium		
VG	VLM Airlines	Belgium		
WF	Wideroe's Flyveselskap	Norway		

出典: ICAO, Traffic by flight stage

1): ×が記載のない航空会社

2): ○が提供している航空会社

付録B TFによる路線抽出

表-B.1 TFによる旅客数(1982年)

①	②	路線距離 (km)	往復計	
			提供座席数 (1982年)	年間旅客数 (1982年)
Amsterdam	Athens	365	1,877,128	1,216,706
Amsterdam	Copenhagen	372	1,591,982	1,038,816
Amsterdam	Frankfurt	654	1,526,957	839,597
Amsterdam	London	1,244	531,107	306,507
Amsterdam	Milan	1,064	352,309	215,320
Amsterdam	Paris	1,145	293,147	191,228
Athens	London	450	1,236,184	812,308
Athens	Rome	471	692,860	402,051
Barcelona	London	983	623,756	361,935
Brussels	Frankfurt	753	362,752	233,838
Brussels	London	409	630,698	341,521
Brussels	Paris	501	595,338	354,835
Copenhagen	Frankfurt	416	623,731	334,608
Copenhagen	Gothenburg	1,225	349,610	226,035
Copenhagen	London	513	343,129	207,039
Copenhagen	Oslo	647	371,764	220,542
Copenhagen	Stockholm	350	1,012,096	583,864
Dublin	London	1,122	360,921	220,523
Dusseldorf	London	1,563	318,776	209,068
Frankfurt	London	745	622,500	308,994
Frankfurt	Milan	288	340,747	191,673
Frankfurt	Paris	1,358	390,475	218,217
Frankfurt	Vienna	432	451,371	259,840
Frankfurt	Zurich	365	532,558	252,544
Geneva	London	678	495,765	255,533
Hamburg	London	512	463,499	239,713
Helsinki	Stockholm	239	519,187	291,552
Lisbon	London	305	391,908	206,699
Lisbon	Madrid	619	603,692	304,328
London	Madrid	632	377,475	219,998
London	Milan	2,171	433,627	255,004
London	Munich	828	291,420	186,619
London	Oslo	2,413	483,198	328,697
London	Paris	1,070	958,647	537,496
London	Rome	468	440,727	294,745
London	Stockholm	475	467,079	300,488
London	Zurich	431	1,248,598	862,641
Madrid	Paris	262	735,875	461,460
Madrid	Rome	251	481,439	324,622
Milan	Paris	498	560,954	374,693
Oslo	Stockholm	514	447,363	266,752
Paris	Rome	284	382,862	208,724

15,467,373

表-B.2 TFによる旅客数(1986)

①	②	路線距離 (km)	往復計	
			提供座席数 (1986年)	年間旅客数 (1986年)
Amsterdam	Athens	2,171	347,271	229,354
Amsterdam	Copenhagen	632	567,173	276,561
Amsterdam	Frankfurt	365	654,202	313,745
Amsterdam	London	372	2,278,035	1,365,498
Amsterdam	Milan	828	498,088	240,729
Amsterdam	Paris	432	799,856	468,629
Amsterdam	Rome	1,307	363,154	196,296
Amsterdam	Zurich	603	499,046	256,171
Athens	Frankfurt	1,807	344,314	189,870
Athens	Larnaca	946	363,291	259,049
Athens	London	2,413	498,049	359,317
Athens	Paris	2,101	396,886	221,920
Athens	Rome	1,070	750,011	391,984
Barcelona	London	1,145	302,111	213,823
Barcelona	Milan	742	283,896	195,569
Barcelona	Paris	858	333,975	220,227
Brussels	Frankfurt	305	383,693	247,397
Brussels	London	350	1,475,828	786,089
Brussels	Milan	703	346,711	195,572
Brussels	Paris	284	638,655	369,021
Cologne	London	533	325,074	211,454
Copenhagen	Frankfurt	678	507,473	268,342
Copenhagen	Gothenburg	239	573,096	324,284
Copenhagen	London	983	770,579	422,853
Copenhagen	Oslo	518	1,199,994	779,788
Copenhagen	Paris	1,035	490,507	284,598
Copenhagen	Stockholm	547	1,207,969	706,875
Copenhagen	Zurich	950	465,395	241,333
Cork	London	579	273,809	191,664
Dublin	London	450	1,413,186	1,038,989
Dusseldorf	London	501	844,435	460,006
Dusseldorf	Paris	422	458,779	299,523
Dusseldorf	Zurich	446	345,280	206,080
Frankfurt	London	654	1,922,183	1,024,533
Frankfurt	Madrid	1,422	420,822	221,876
Frankfurt	Milan	512	551,931	316,058
Frankfurt	Paris	471	1,130,851	589,776
Frankfurt	Rome	966	476,606	225,546
Frankfurt	Vienna	619	684,911	370,228
Frankfurt	Zurich	288	710,261	353,240
Geneva	London	753	1,026,951	636,656
Geneva	Paris	410	1,049,837	553,687
Hamburg	London	745	508,020	289,969
Helsinki	Stockholm	409	806,485	450,355
Larnaca	London	3,276	395,097	278,946
Lisbon	London	1,563	303,575	223,735
Lisbon	Madrid	513	351,651	225,567
Lisbon	Paris	1,470	356,889	206,597
London	Madrid	1,244	696,092	305,608
London	Malaga	1,675	332,882	260,552
London	Maltá	2,100	328,601	252,689
London	Milan	979	702,976	449,945
London	Munich	945	516,187	340,991
London	Nice	1,039	362,031	239,144
London	Oslo	1,225	503,322	316,824
London	Paris	365	3,531,913	2,259,413
London	Rome	1,460	685,209	457,896
London	Stockholm	1,474	469,607	293,739
London	Zurich	787	1,056,999	674,301
Madrid	Paris	1,064	856,282	482,992
Madrid	Rome	1,358	406,664	236,680
Milan	Paris	647	922,102	528,433
Milan	Zurich	228	421,121	213,937
Munich	Paris	690	415,984	212,103
Munich	Zurich	247	442,313	249,639
Oslo	Stockholm	416	804,608	465,975
Paris	Rome	1,122	842,155	439,477
Paris	Zurich	483	965,957	399,314
Vienna	Zurich	602	536,673	261,682

27,740,713

表-B.3 TFによる旅客数(1990)

①	②	路線距離 (km)	往復計	
			提供座席数 (1990年)	年間旅客数 (1990年)
Amsterdam	Athens	2,171	319,307	213,062
Amsterdam	Brussels	158	418,639	237,218
Amsterdam	Copenhagen	632	468,132	284,056
Amsterdam	Frankfurt	365	771,084	414,048
Amsterdam	London	372	2,636,478	1,703,898
Amsterdam	Madrid	1,461	339,046	221,159
Amsterdam	Manchester	489	365,960	228,443
Amsterdam	Milan	828	513,368	339,093
Amsterdam	Munich	676	355,833	193,071
Amsterdam	Paris	432	1,031,608	640,865
Amsterdam	Rome	1,307	414,451	257,957
Amsterdam	Zurich	603	623,259	350,490
Athens	Frankfurt	1,807	436,458	278,362
Athens	Larnaca	946	554,593	363,438
Athens	London	2,413	609,299	464,145
Athens	Paris	2,101	339,915	221,188
Athens	Rome	1,070	795,942	505,500
Barcelona	Frankfurt	1,092	330,302	220,652
Barcelona	London	1,145	565,189	388,788
Barcelona	Milan	742	360,431	259,742
Barcelona	Paris	858	510,505	378,685
Barcelona	Rome	875	287,516	195,453
Berlin	London	953	294,441	191,564
Birmingham	Paris	506	324,762	209,040
Brussels	Frankfurt	305	543,456	308,914
Brussels	Geneva	532	395,036	194,646
Brussels	London	350	1,549,596	928,370
Brussels	Madrid	1,315	335,668	209,624
Brussels	Milan	703	497,169	272,708
Brussels	Paris	284	645,194	390,658
Brussels	Rome	1,185	332,609	201,708
Cologne	London	533	326,024	232,271
Copenhagen	Frankfurt	678	539,965	278,446
Copenhagen	Gothenburg	239	634,262	351,051
Copenhagen	Helsinki	891	500,101	265,856
Copenhagen	London	983	958,827	589,925
Copenhagen	Oslo	518	1,154,015	697,579
Copenhagen	Paris	1,035	563,864	351,236
Copenhagen	Stockholm	547	1,546,914	813,606
Copenhagen	Zurich	950	370,084	183,736
Dublin	London	450	1,097,791	683,281
Dusseldorf	London	501	922,752	620,399
Dusseldorf	Milan	675	277,435	188,144
Dusseldorf	Paris	422	654,143	415,089
Dusseldorf	Zurich	446	413,217	240,756
Frankfurt	Geneva	461	371,506	208,776
Frankfurt	Helsinki	1,536	348,612	211,445
Frankfurt	London	654	2,114,924	1,430,472
Frankfurt	Madrid	1,422	444,671	283,552
Frankfurt	Milan	512	725,702	437,472
Frankfurt	Paris	471	1,316,284	724,834
Frankfurt	Rome	966	536,518	315,638
Frankfurt	Vienna	619	889,192	484,698
Frankfurt	Zurich	288	834,258	398,279
Geneva	London	753	1,209,353	805,729
Geneva	Paris	410	1,174,549	603,362
Hamburg	London	745	774,347	478,728
Helsinki	London	1,857	425,246	270,935
Helsinki	Stockholm	409	1,195,689	610,306
Larnaca	London	3,276	385,495	298,432
Lisbon	London	1,563	554,618	361,295

①	②	路線距離 (km)	往復計	
			提供座席数 (1990年)	年間旅客数 (1990年)
Lisbon	Madrid	513	538,081	328,180
Lisbon	Paris	1,470	405,898	276,565
London	Madrid	1,244	1,152,839	764,641
London	Malaga	1,675	377,287	297,875
London	Malta	2,100	365,233	300,242
London	Milan	979	1,007,370	670,405
London	Munich	945	1,010,776	645,259
London	Nice	1,039	642,311	352,247
London	Oslo	1,225	777,838	444,202
London	Paris	365	5,053,960	3,340,345
London	Rome	1,460	1,012,656	662,271
London	Stockholm	1,474	768,335	490,954
London	Stuttgart	754	320,528	206,094
London	Vienna	1,272	522,490	353,562
London	Zurich	787	1,423,727	929,552
Madrid	Milan	1,178	488,429	311,466
Madrid	Paris	1,064	1,009,261	680,289
Madrid	Rome	1,358	683,881	426,677
Manchester	Paris	608	281,095	195,257
Milan	Paris	647	1,956,114	707,113
Milan	Zurich	228	486,035	247,165
Munich	Paris	690	546,097	316,871
Munich	Vienna	360	320,562	189,406
Munich	Zurich	247	499,308	266,693
Oslo	Stockholm	416	832,033	494,944
Paris	Rome	1,122	1,301,980	716,278
Paris	Stockholm	1,569	349,624	219,008
Paris	Vienna	1,045	333,876	218,579
Paris	Zurich	483	1,038,675	505,080
Rome	Zurich	705	446,956	226,850
Vienna	Zurich	602	598,022	356,985

41,242,928

表-B.4 TFによる旅客数(1995)

①	②	路線距離 (km)	往復計	
			提供座席数 (1995年)	年間旅客数 (1995年)
Amsterdam	Athens	2,174	274,459	192,655
Amsterdam	Barcelona	1,241	426,966	284,099
Amsterdam	Berlin	586	249,503	185,691
Amsterdam	Birmingham	442	361,645	225,566
Amsterdam	Brussels	157	479,500	251,037
Amsterdam	Copenhagen	633	600,787	362,870
Amsterdam	Frankfurt	366	804,455	449,912
Amsterdam	Hamburg	377	405,363	259,268
Amsterdam	London	370	2,665,331	1,902,355
Amsterdam	Madrid	1,460	451,329	291,843
Amsterdam	Manchester	487	647,310	360,045
Amsterdam	Milan	796	719,570	446,257
Amsterdam	Munich	677	388,840	270,434
Amsterdam	Oslo	918	449,558	254,657
Amsterdam	Paris	399	1,279,175	775,810
Amsterdam	Rome	1,296	467,429	326,072
Amsterdam	Stockholm	1,152	473,517	302,866
Amsterdam	Vienna	959	448,754	312,668
Amsterdam	Zurich	603	795,564	440,988
Athens	Frankfurt	1,808	503,048	319,939
Athens	Larnaca	947	518,637	356,715
Athens	London	2,416	924,014	591,525
Athens	Milan	1,509	326,629	209,968
Athens	Paris	2,098	349,850	231,197
Athens	Rome	1,071	681,235	461,475
Barcelona	Brussels	1,084	296,055	193,499
Barcelona	Frankfurt	1,094	396,073	262,588
Barcelona	London	1,147	670,764	505,497
Barcelona	Milan	721	461,729	320,452
Barcelona	Paris	858	647,675	435,271
Barcelona	Rome	848	438,783	293,987
Berlin	London	954	609,501	457,864
Berlin	Paris	854	423,532	249,732
Birmingham	Dusseldorf	598	264,988	195,034
Birmingham	Paris	488	553,844	319,181
Brussels	Copenhagen	754	621,337	283,552
Brussels	Frankfurt	305	766,494	388,421
Brussels	Geneva	532	433,383	205,893
Brussels	London	350	2,508,474	1,138,572
Brussels	Madrid	1,315	521,597	278,049
Brussels	Manchester	536	442,135	233,099
Brussels	Milan	664	573,507	291,374
Brussels	Paris	252	893,839	457,607
Brussels	Rome	1,172	599,286	333,968
Brussels	Zurich	483	497,800	207,057
Cologne	London	534	420,797	281,783
Copenhagen	Frankfurt	679	652,081	382,596
Copenhagen	Gothenburg	228	555,851	330,285
Copenhagen	Hamburg	287	395,817	193,627
Copenhagen	Helsinki	892	587,921	328,114
Copenhagen	London	979	1,343,669	812,380
Copenhagen	Milan	1,144	412,354	220,016
Copenhagen	Oslo	491	1,409,003	857,855
Copenhagen	Paris	1,004	668,831	397,535
Copenhagen	Reykjavik	2,115	255,939	217,798
Copenhagen	Stockholm	547	1,520,484	847,984
Copenhagen	Zurich	950	379,735	200,708
Dublin	London	449	818,227	581,953
Dusseldorf	London	501	1,103,542	761,034
Dusseldorf	Manchester	655	312,477	182,303
Dusseldorf	Milan	645	461,802	266,389
Dusseldorf	Paris	392	524,143	321,718
Dusseldorf	Zurich	444	402,107	223,061
Faro	London	1,713	264,310	199,111
Frankfurt	Geneva	460	397,387	252,557
Frankfurt	Helsinki	1,538	358,926	213,395
Frankfurt	Lisbon	1,874	393,961	232,344

①	②	路線距離 (km)	往復計	
			提供座席数 (1995年)	年間旅客数 (1995年)
Frankfurt	London	654	2,306,191	1,516,847
Frankfurt	Madrid	1,422	478,925	297,425
Frankfurt	Manchester	832	304,244	198,258
Frankfurt	Milan	490	914,166	533,624
Frankfurt	Paris	449	1,349,291	796,602
Frankfurt	Prague	406	273,291	195,505
Frankfurt	Rome	957	736,589	433,139
Frankfurt	Stockholm	1,223	423,541	257,985
Frankfurt	Venice	577	308,916	227,296
Frankfurt	Vienna	620	963,861	552,503
Frankfurt	Warsaw	896	301,056	181,572
Frankfurt	Zurich	286	644,295	412,063
Geneva	London	753	1,211,089	843,382
Geneva	Madrid	1,010	347,240	182,968
Geneva	Paris	407	984,379	579,297
Gothenburg	London	1,069	484,395	278,277
Hamburg	London	743	744,488	508,695
Hamburg	Paris	723	356,479	219,133
Hanover	London	703	419,261	283,541
Helsinki	London	1,848	506,118	360,196
Helsinki	Stockholm	399	1,310,534	631,032
Larnaca	London	3,277	539,907	403,127
Lisbon	London	1,565	708,512	526,594
Lisbon	Madrid	513	652,694	376,324
Lisbon	Paris	1,470	674,937	457,754
London	Lyon	757	468,386	233,155
London	Madrid	1,245	1,353,622	883,144
London	Malaga	1,676	455,378	359,481
London	Milan	936	1,534,402	919,731
London	Munich	946	1,158,308	769,878
London	Nice	1,040	827,217	551,362
London	Oslo	1,163	812,951	545,879
London	Paris	347	5,057,336	2,996,038
London	Rome	1,443	1,325,174	946,819
London	Stockholm	1,462	975,324	693,917
London	Stuttgart	755	422,671	287,494
London	Venice	1,151	293,614	215,411
London	Vienna	1,274	889,669	669,588
London	Warsaw	1,469	285,409	209,816
London	Zurich	788	1,284,400	877,711
Madrid	Milan	1,149	682,552	423,616
Madrid	Paris	1,064	1,244,299	713,719
Madrid	Rome	1,330	877,038	553,662
Madrid	Zurich	1,239	352,394	191,995
Manchester	Paris	588	750,028	355,021
Milan	Paris	598	1,409,483	770,420
Milan	Zurich	204	432,459	244,300
Munich	Paris	680	636,313	388,640
Oslo	Paris	1,316	370,557	183,257
Oslo	Stockholm	409	1,177,880	639,118
Paris	Rome	1,100	1,379,486	866,553
Paris	Stockholm	1,540	543,486	297,279
Paris	Venice	835	405,073	234,874
Paris	Vienna	1,035	639,241	346,712
Paris	Zurich	476	870,220	479,806
Rome	Zurich	693	567,999	276,454
Vienna	Zurich	603	658,948	344,276

55,143,420



表-B.5 TFによる旅客数(2001)

①	②	路線距離 (km)	往復計	
			提供座席数 (2001年)	年間旅客数 (2001年)
Alicante	London	1,474	592,631	504,383
Amsterdam	Athens	2,175	319,354	245,018
Amsterdam	Barcelona	1,240	886,234	603,176
Amsterdam	Berlin	595	309,446	235,801
Amsterdam	Birmingham	442	662,022	381,649
Amsterdam	Copenhagen	633	823,789	524,808
Amsterdam	Edinburgh	667	608,884	435,759
Amsterdam	Frankfurt	367	968,430	629,209
Amsterdam	Geneva	681	423,676	291,992
Amsterdam	Glasgow	719	366,956	257,708
Amsterdam	Gothenburg	764	434,096	278,061
Amsterdam	Hamburg	377	312,814	222,682
Amsterdam	Helsinki	1,522	302,376	190,636
Amsterdam	Lisbon	1,846	461,632	330,961
Amsterdam	Liverpool	528	467,964	347,432
Amsterdam	London	368	5,038,846	3,449,936
Amsterdam	Madrid	1,460	1,087,870	687,902
Amsterdam	Manchester	487	965,892	569,067
Amsterdam	Milan	838	478,797	324,287
Amsterdam	Munich	614	683,968	429,886
Amsterdam	Newcastle	522	357,055	249,904
Amsterdam	Nice	977	396,080	277,267
Amsterdam	Oslo	838	809,209	489,815
Amsterdam	Paris	398	1,546,563	1,050,080
Amsterdam	Prague	705	388,908	273,894
Amsterdam	Rome	1,308	393,545	298,347
Amsterdam	Stockholm	1,152	846,202	499,470
Amsterdam	Vienna	959	354,515	256,565
Amsterdam	Warsaw	1,102	363,480	214,984
Amsterdam	Zurich	603	416,514	285,836
Athens	Frankfurt	1,809	516,966	364,029
Athens	Larnaca	944	461,021	343,920
Athens	London	2,423	836,875	596,121
Athens	Paris	2,100	334,480	252,544
Barcelona	Brussels	1,083	287,071	181,392
Barcelona	Frankfurt	1,094	874,171	550,054
Barcelona	London	1,156	2,019,173	1,439,611
Barcelona	Munich	1,054	394,028	261,688
Barcelona	Paris	858	1,469,251	970,908
Barcelona	Rome	877	310,309	199,751
Basel	Paris	401	367,016	210,592
Bergen	Copenhagen	679	398,857	260,822
Berlin	London	961	875,409	589,258
Berlin	Paris	858	598,426	395,343
Bilbao	London	935	352,914	218,109
Birmingham	Frankfurt	767	461,785	222,646
Birmingham	Paris	488	861,859	402,829
Bologna	Frankfurt	645	353,944	228,959
Bologna	London	1,169	366,615	235,790
Bologna	Paris	831	359,816	223,042
Bordeaux	London	747	323,922	190,917
Brussels	Copenhagen	754	438,327	218,806
Brussels	Frankfurt	305	668,250	390,940
Brussels	London	352	1,037,250	544,320
Brussels	Madrid	1,315	571,492	358,386
Budapest	Frankfurt	834	450,010	294,469
Budapest	London	1,491	274,327	202,038
Budapest	Munich	630	292,857	186,099
Cologne	London	535	508,571	297,425
Copenhagen	Dusseldorf	620	346,698	198,002
Copenhagen	Frankfurt	678	756,987	484,568
Copenhagen	Gothenburg	228	756,550	402,886
Copenhagen	Helsinki	892	512,883	315,799
Copenhagen	London	975	1,518,123	1,037,144
Copenhagen	Madrid	2,059	290,581	200,177
Copenhagen	Manchester	995	322,091	184,140
Copenhagen	Munich	808	383,695	236,249
Copenhagen	Oslo	422	1,751,281	1,041,656
Copenhagen	Paris	1,004	867,167	521,896
Copenhagen	Reykjavik	2,116	357,358	249,781
Copenhagen	Stavanger	557	310,597	192,361
Copenhagen	Stockholm	547	1,800,373	989,874
Dublin	London	444	1,492,395	982,870
Dusseldorf	London	502	1,298,205	728,728
Dusseldorf	Paris	392	784,168	382,145
Faro	London	1,720	549,408	439,925
Frankfurt	Geneva	460	517,996	325,203
Frankfurt	Helsinki	1,537	360,822	235,489

①	②	路線距離 (km)	往復計	
			提供座席数 (2001年)	年間旅客数 (2001年)
Frankfurt	Lisbon	1,875	618,042	408,370
Frankfurt	London	657	3,125,568	1,850,643
Frankfurt	Lyon	545	320,777	186,581
Frankfurt	Madrid	1,422	967,573	597,154
Frankfurt	Manchester	833	598,094	322,964
Frankfurt	Milan	511	808,768	427,911
Frankfurt	Nice	716	408,054	243,979
Frankfurt	Oslo	1,023	441,805	261,840
Frankfurt	Paris	450	1,886,994	1,015,853
Frankfurt	Porto	1,654	286,200	194,824
Frankfurt	Prague	405	552,553	362,360
Frankfurt	Rome	967	568,424	389,711
Frankfurt	Stockholm	1,222	650,098	377,251
Frankfurt	Turin	542	342,432	198,193
Frankfurt	Venice	557	540,284	340,690
Frankfurt	Vienna	620	568,279	338,500
Frankfurt	Warsaw	896	486,909	267,124
Frankfurt	Zurich	287	572,317	358,213
Geneva	London	761	863,276	567,944
Geneva	Paris	407	825,691	521,081
Gothenburg	London	1,064	443,914	249,057
Hamburg	London	741	803,354	506,788
Hamburg	Paris	722	566,460	324,741
Hanover	London	702	473,225	236,211
Helsinki	London	1,843	354,221	216,371
Helsinki	Stockholm	399	602,728	285,563
Lisbon	London	1,572	1,042,829	761,341
Lisbon	Madrid	513	1,198,595	716,383
Lisbon	Paris	1,470	1,093,935	745,533
Liverpool	Malaga	1,855	233,655	207,078
London	Lyon	764	581,476	268,900
London	Madrid	1,254	2,404,367	1,564,119
London	Malaga	1,684	1,186,597	975,521
London	Marseilles	997	453,578	253,704
London	Milan	1,005	1,638,783	941,240
London	Munich	885	1,818,403	1,122,700
London	Naples	1,636	342,709	266,391
London	Nice	1,047	1,598,120	1,101,270
London	Oslo	1,084	865,928	588,198
London	Palma Mallorca	1,356	570,000	438,384
London	Paris	354	4,023,439	2,514,978
London	Porto	1,306	296,088	196,410
London	Prague	1,045	820,459	566,662
London	Reykjavik	1,873	283,640	207,156
London	Rome	1,468	1,598,242	1,115,241
London	Stockholm	1,457	1,523,230	931,494
London	Stuttgart	759	615,739	310,182
London	Toulouse	891	403,249	207,144
London	Venice	1,136	461,751	321,181
London	Vienna	1,277	558,934	389,903
London	Warsaw	1,469	606,421	340,667
London	Zurich	793	784,747	471,036
Madrid	Milan	1,212	697,071	410,995
Madrid	Munich	1,447	379,563	253,469
Madrid	Nice	956	218,074	109,651
Madrid	Paris	1,064	2,733,087	1,751,268
Madrid	Rome	1,359	952,895	617,660
Manchester	Paris	588	888,468	560,922
Milan	Paris	666	936,504	590,186
Munich	Nice	602	377,235	155,645
Munich	Paris	618	1,140,261	624,558
Munich	Rome	748	377,177	253,629
Oslo	Paris	1,236	492,308	259,474
Oslo	Stockholm	436	1,283,711	728,609
Paris	Porto	1,231	609,728	401,049
Paris	Prague	853	497,908	324,673
Paris	Rome	1,120	789,737	570,404
Paris	Stockholm	1,539	771,585	431,830
Paris	Stuttgart	489	603,995	293,547
Paris	Turin	573	451,651	223,514
Paris	Venice	816	532,225	360,174
Paris	Vienna	1,035	416,814	279,768
Paris	Warsaw	1,343	538,806	258,310
Paris	Zurich	477	409,503	238,705

73,086,989

付録C 区間別旅客流動および週便数のネットワーク図

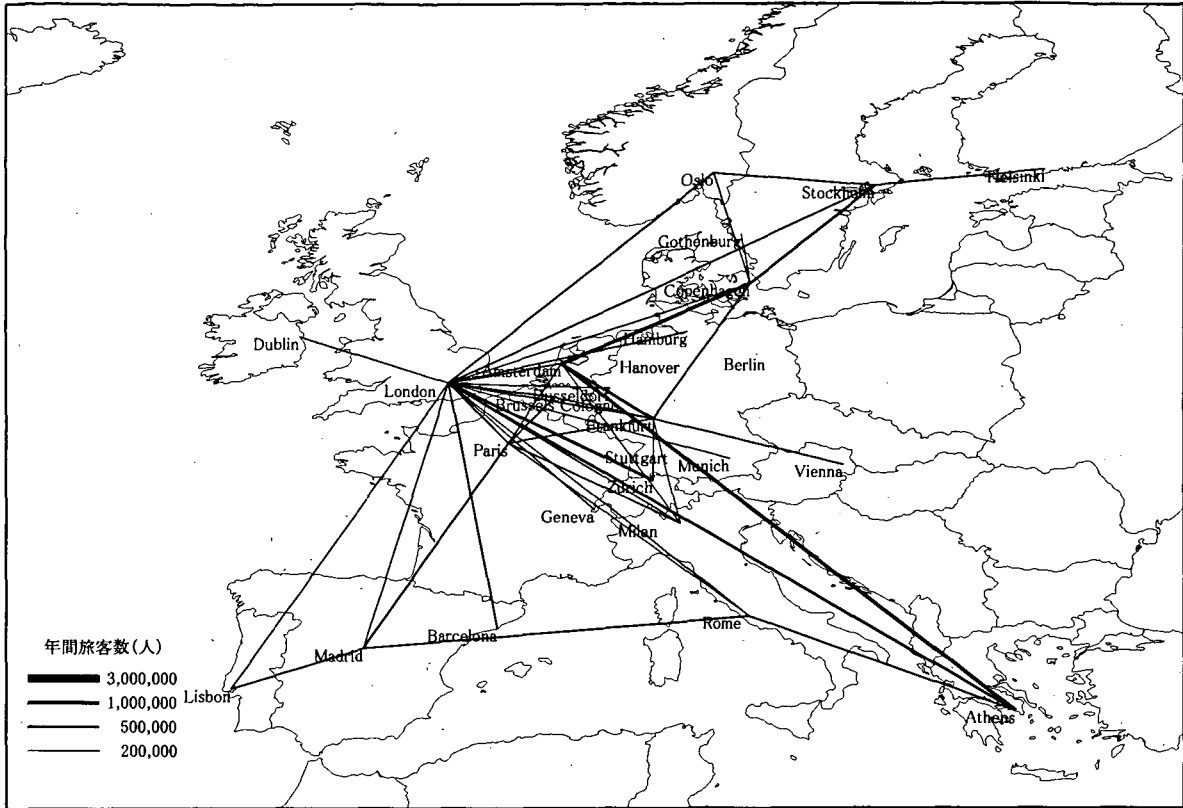


図-C.1 区間別旅客流動(1981年)

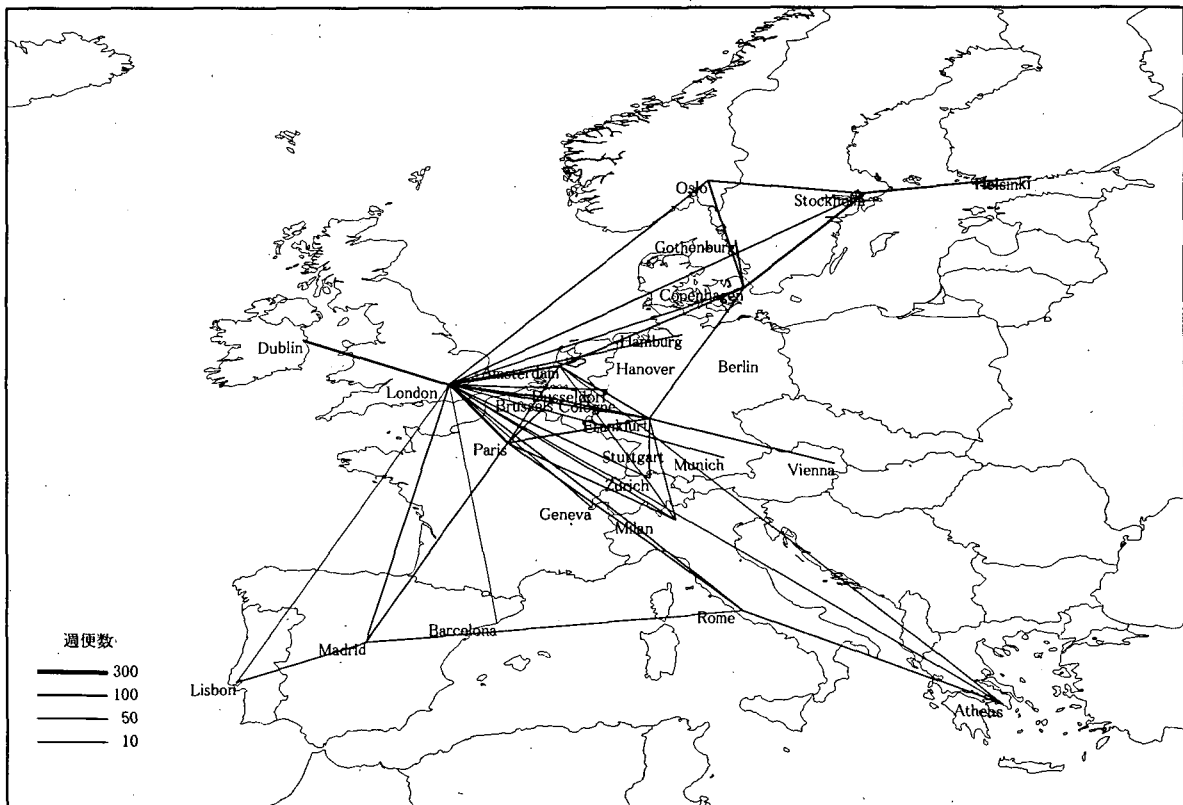


図-C.2 区間別週便数(1981年)

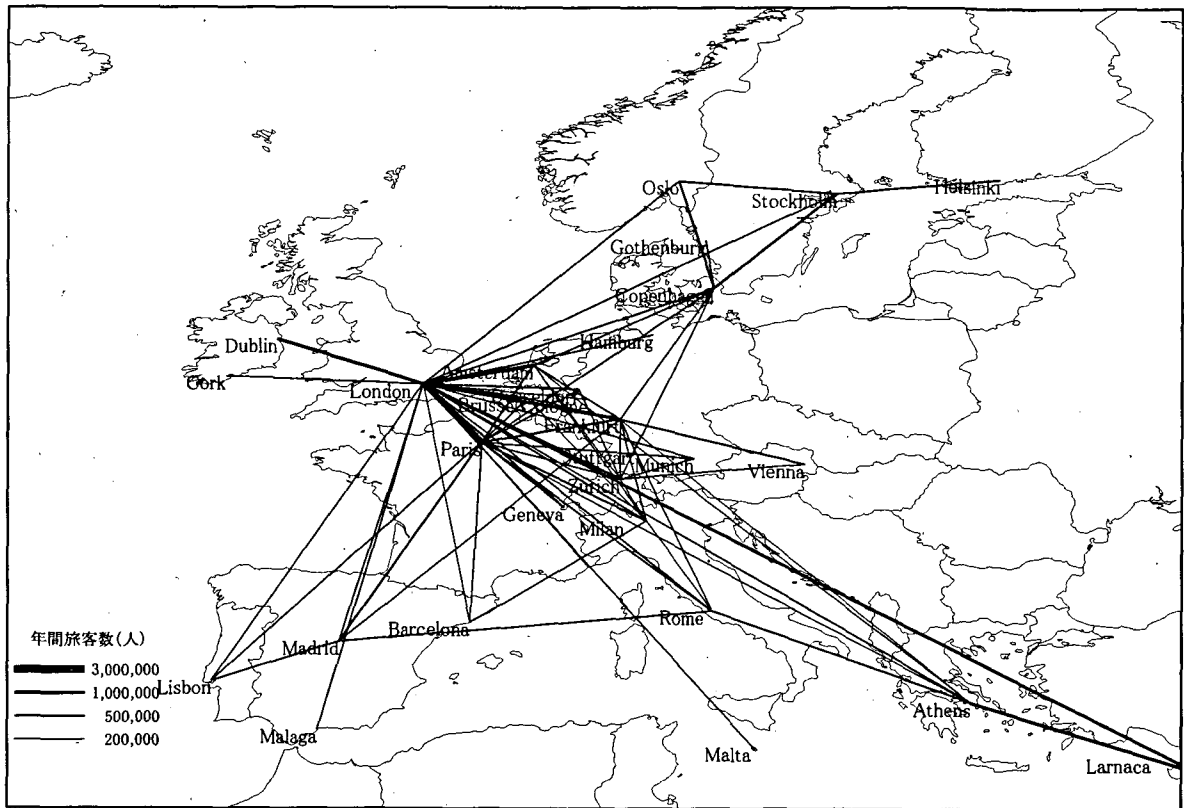


図-C.3 区間別旅客流動(1986年)

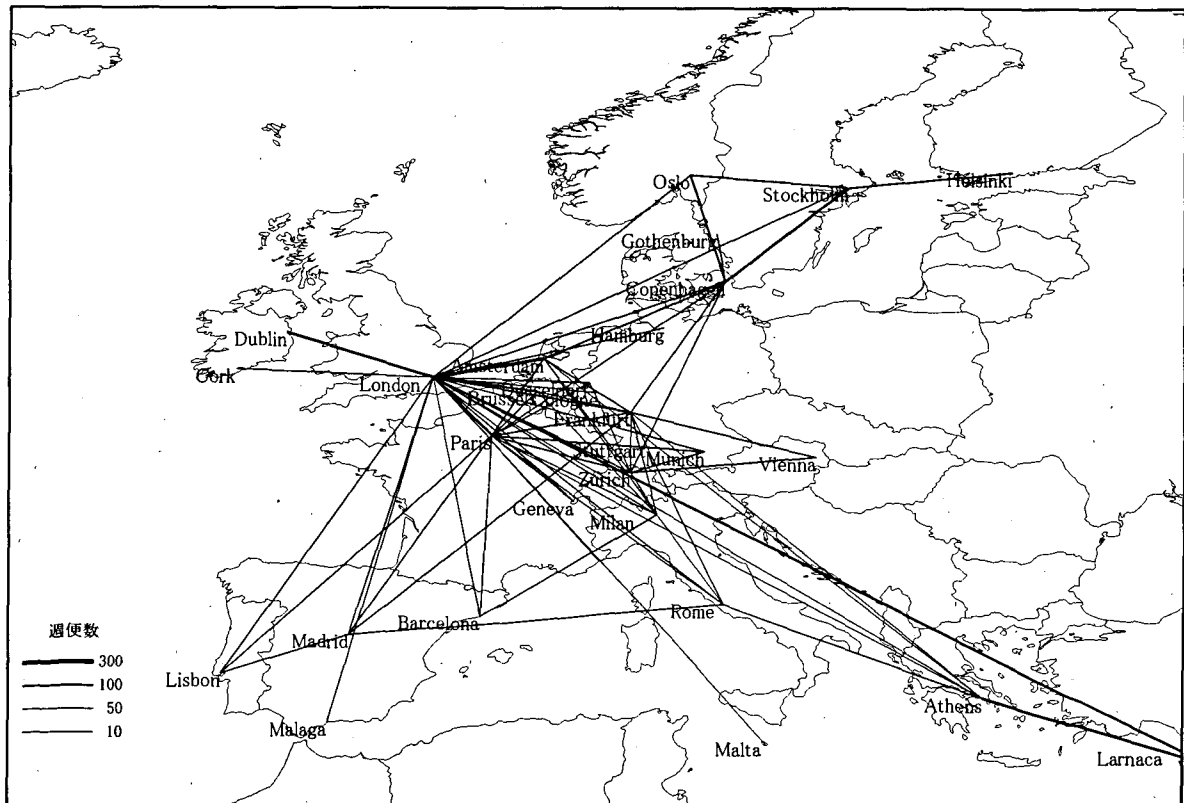


図-C.4 区間別週便数(1986年)

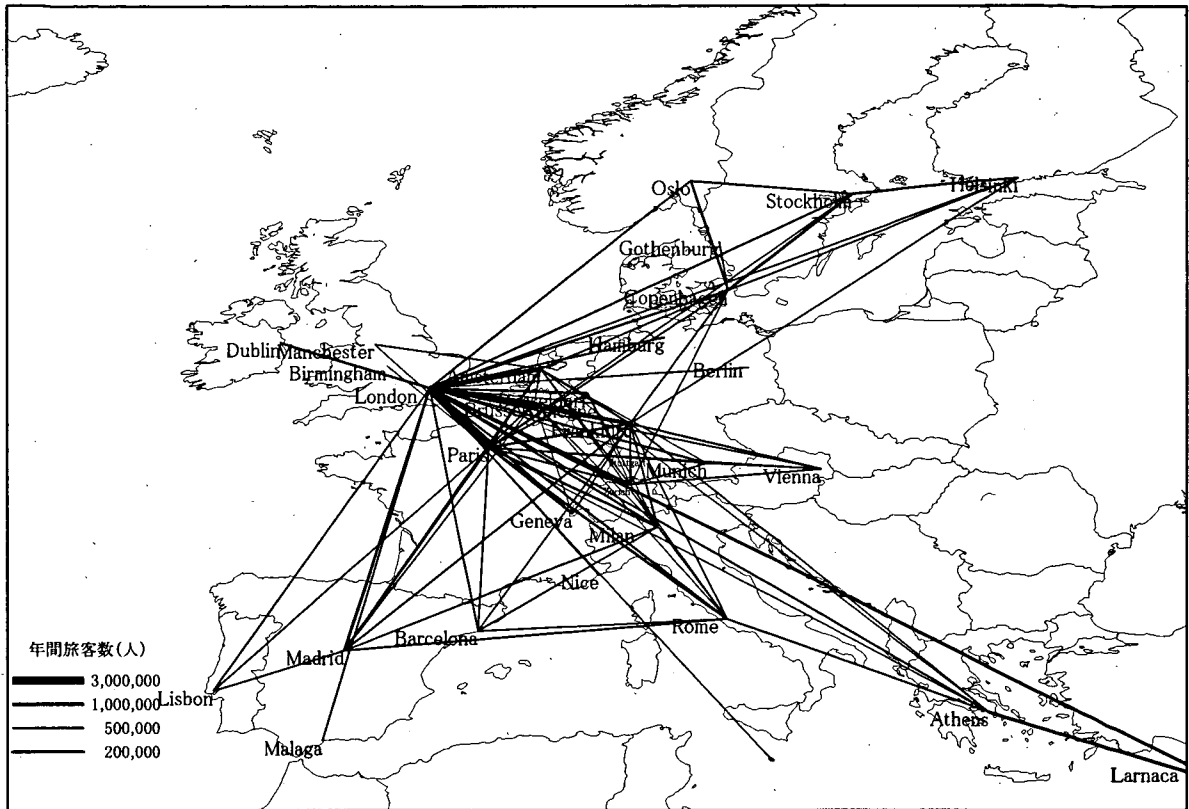


図-C.5 区間別航空旅客流動(1990年)

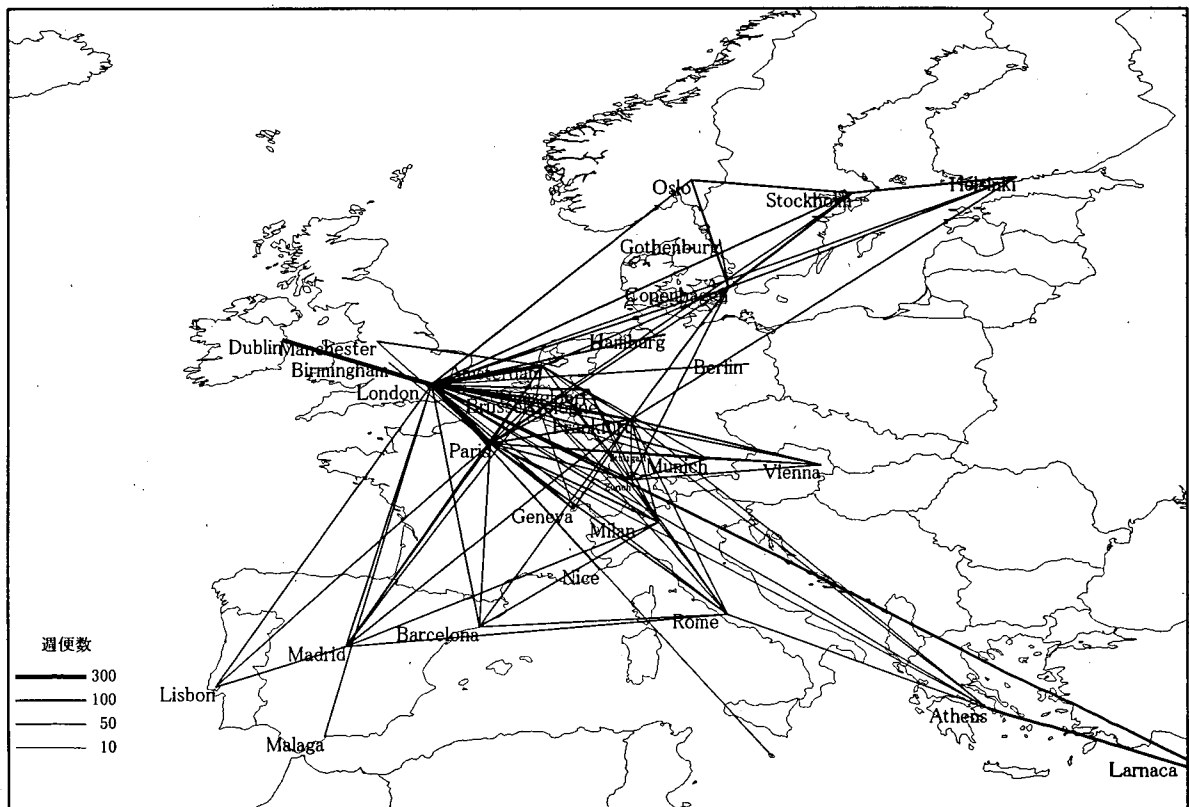


図-C.6 区間別航空週便数(1990年)

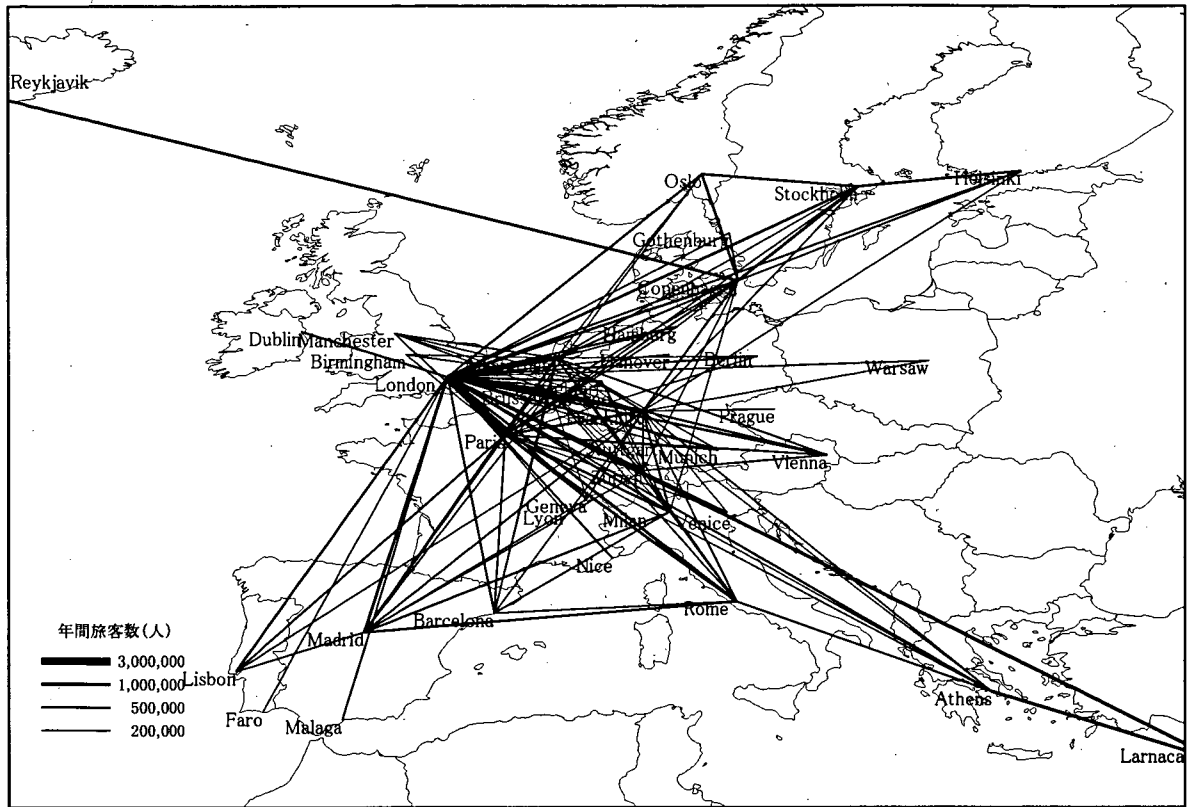


図-C.7 区間別航空旅客流動(1995年)

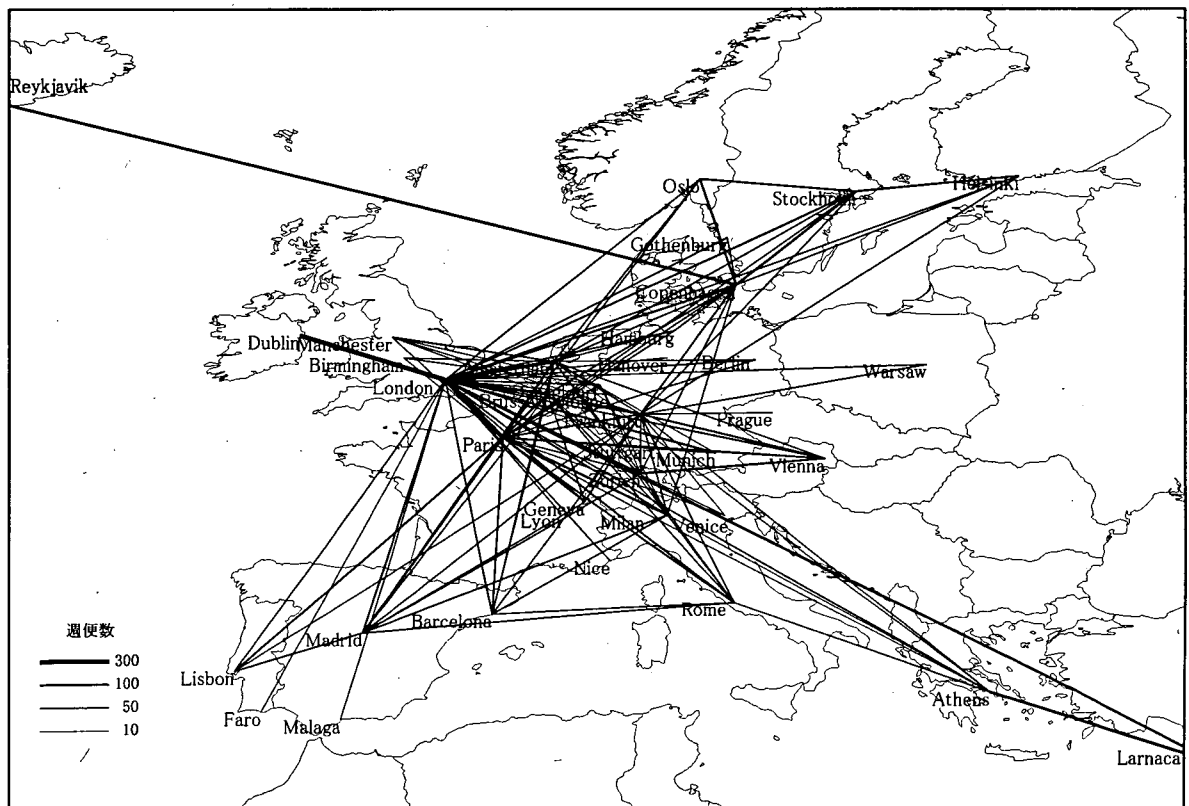


図-C.8 区間別航空週便数(1995年)

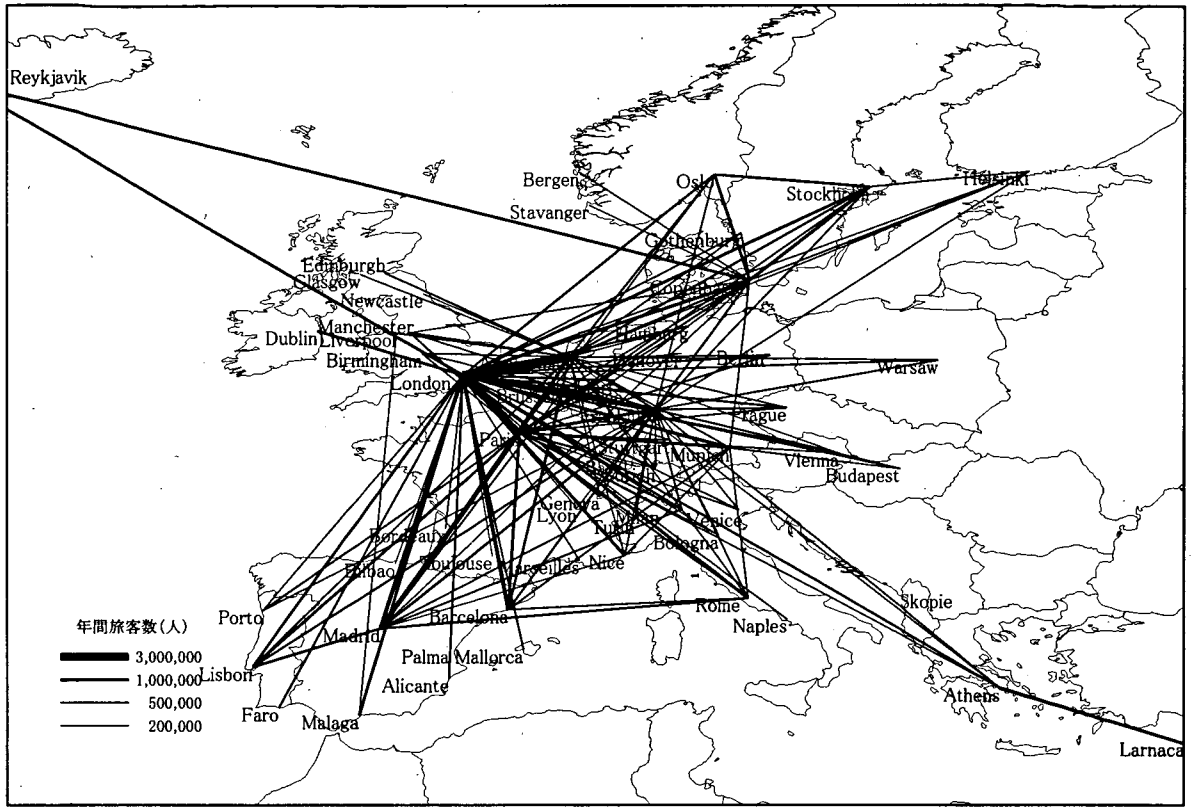


図-C.9 区間別航空旅客流動(2001年)

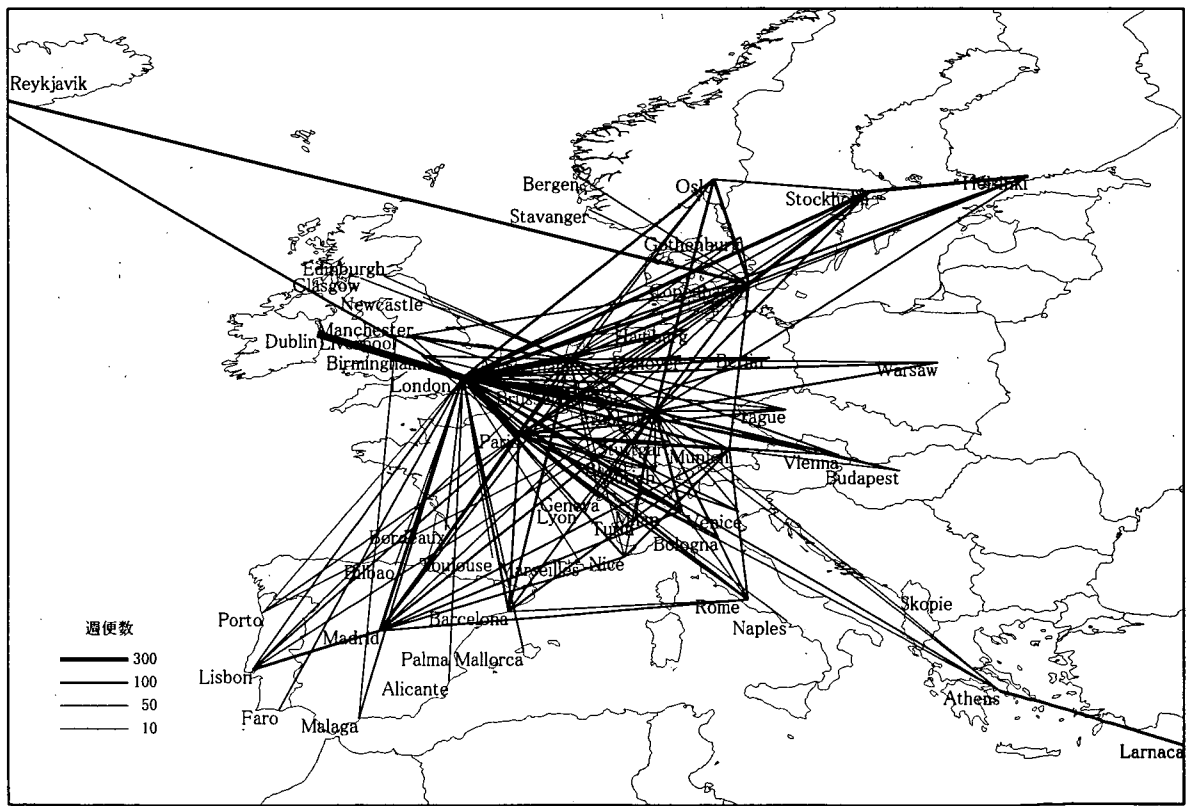


図-C.10 区間別航空週便数(2001年)

付録D 大型ジェット機週便数の変遷

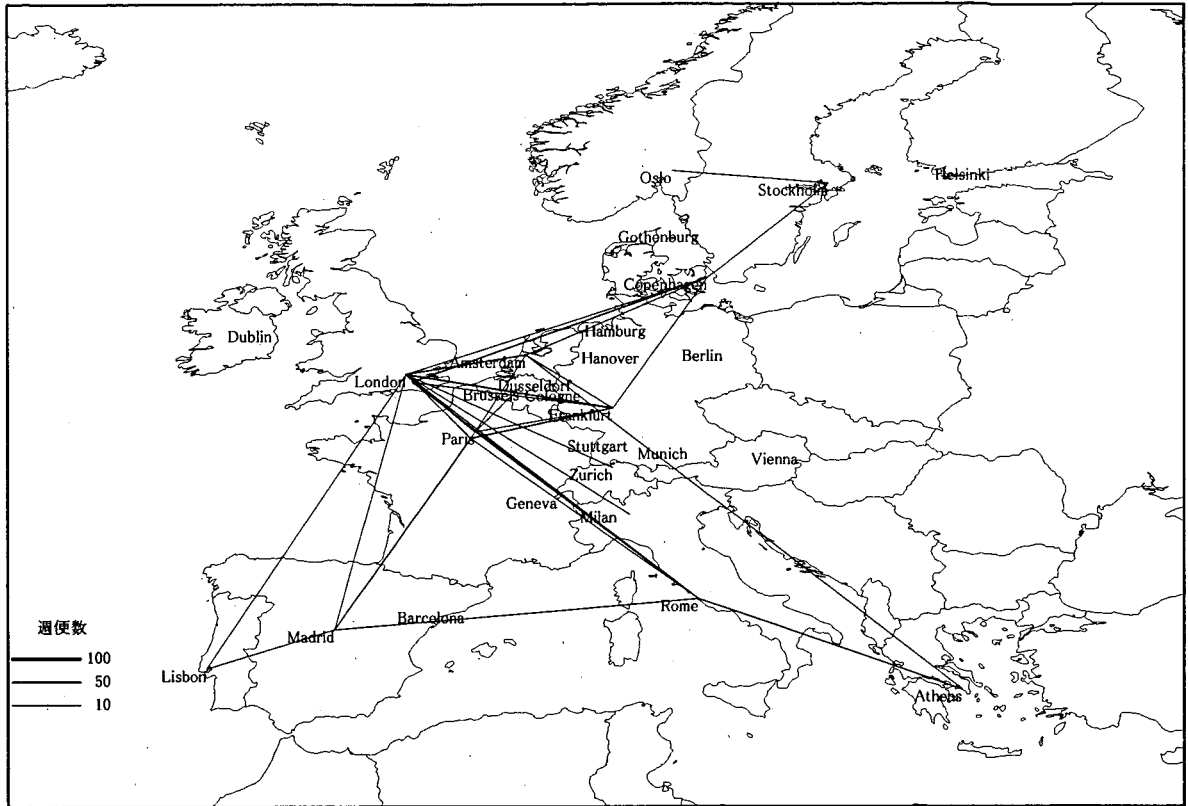


図-D.1 大型ジェット機週便数(1981年)

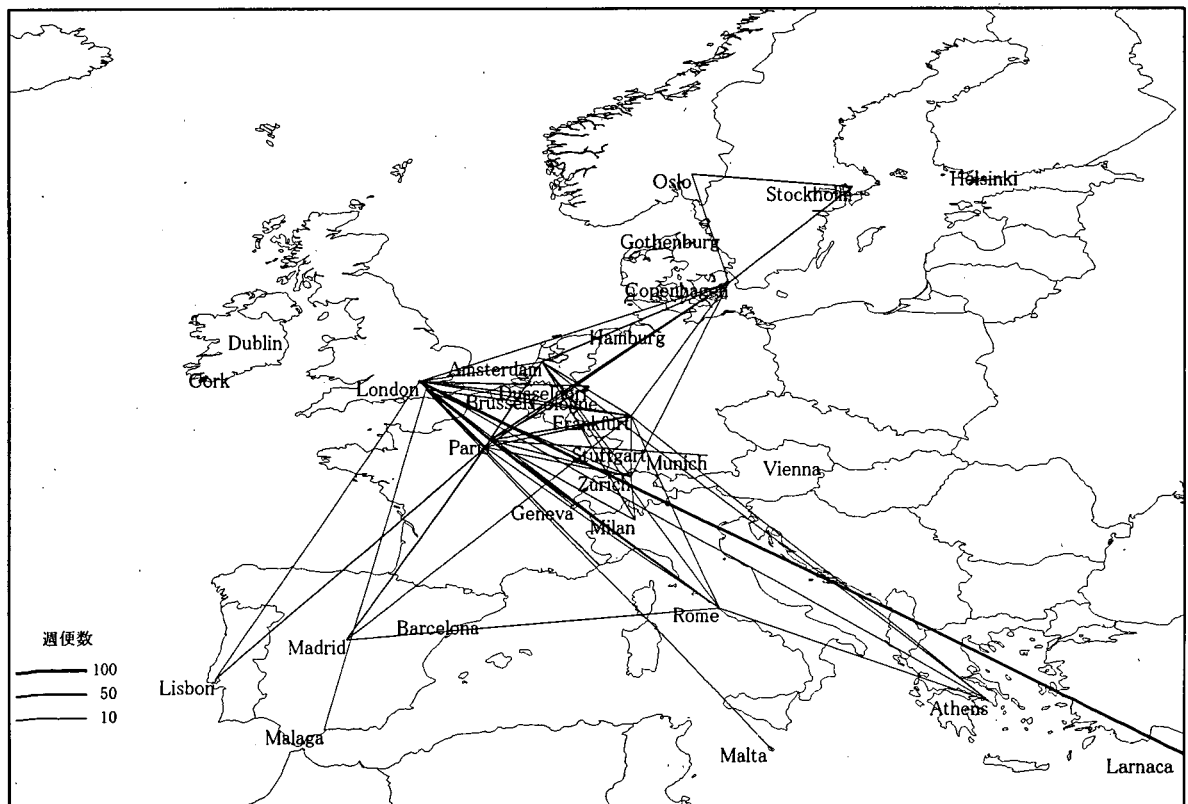


図-D.2 大型ジェット機週便数(1986年)

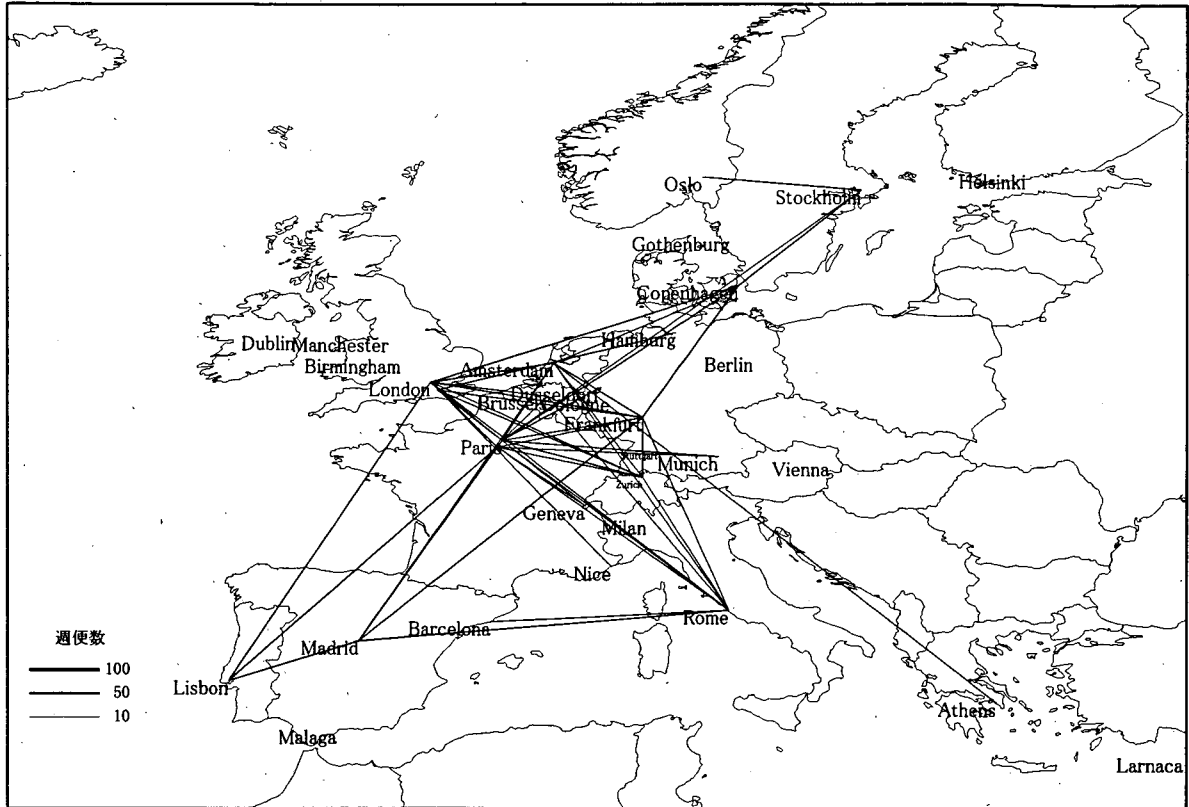


図-D.3 大型ジェット機週便数(1990年)

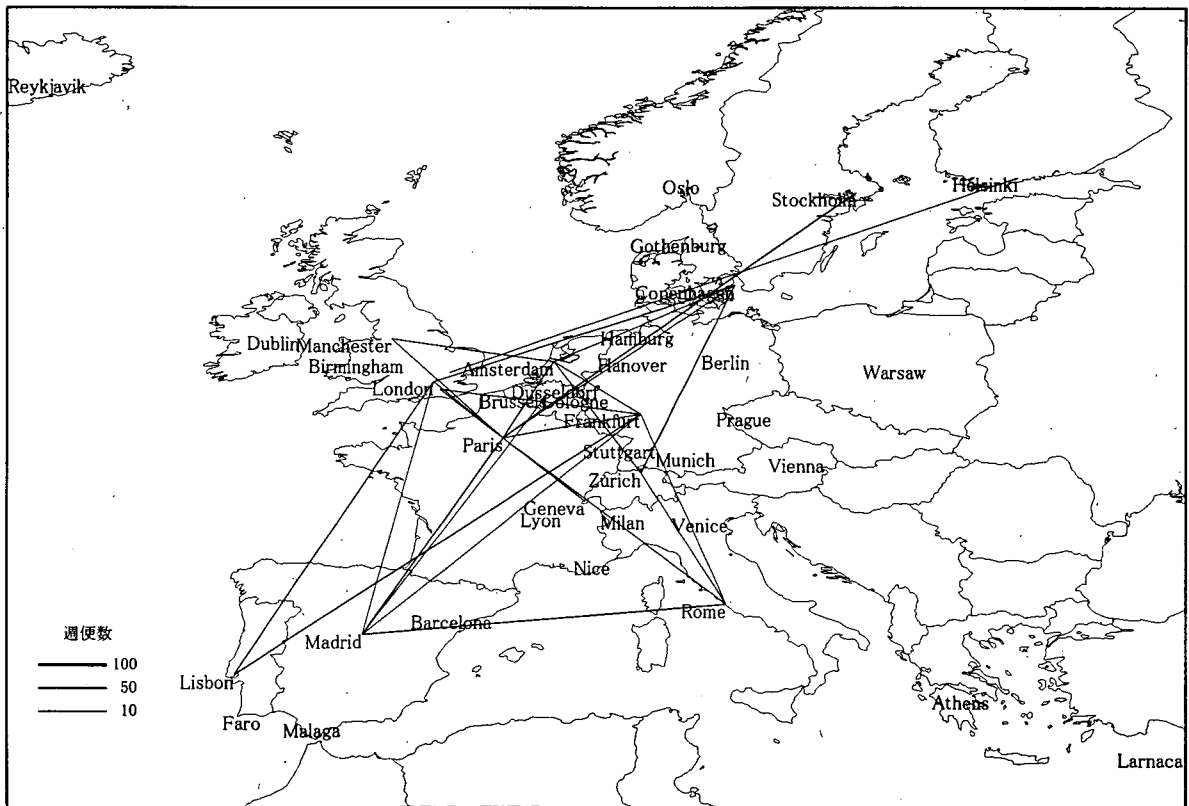


図-D.4 大型ジェット機週便数(1995年)



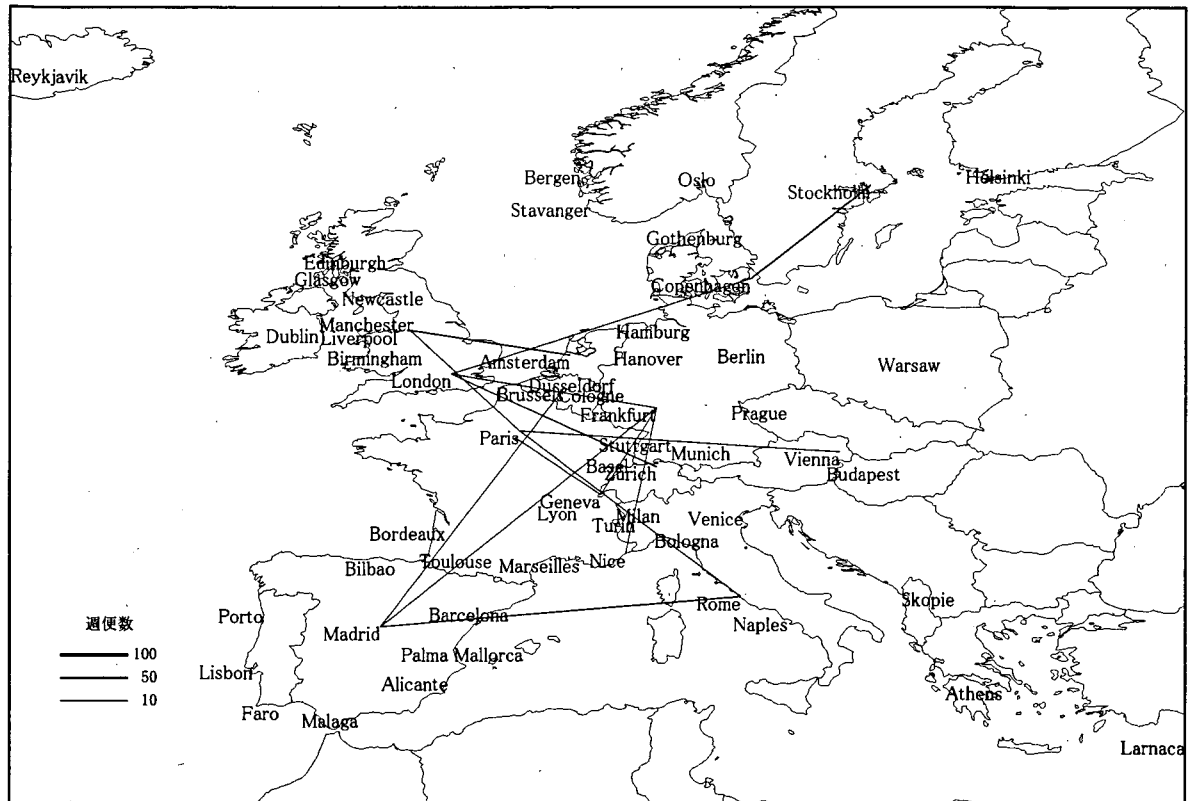


図-D.5 大型ジェット機週便数(2001年)

付録E 中型ジェット機週便数の変遷

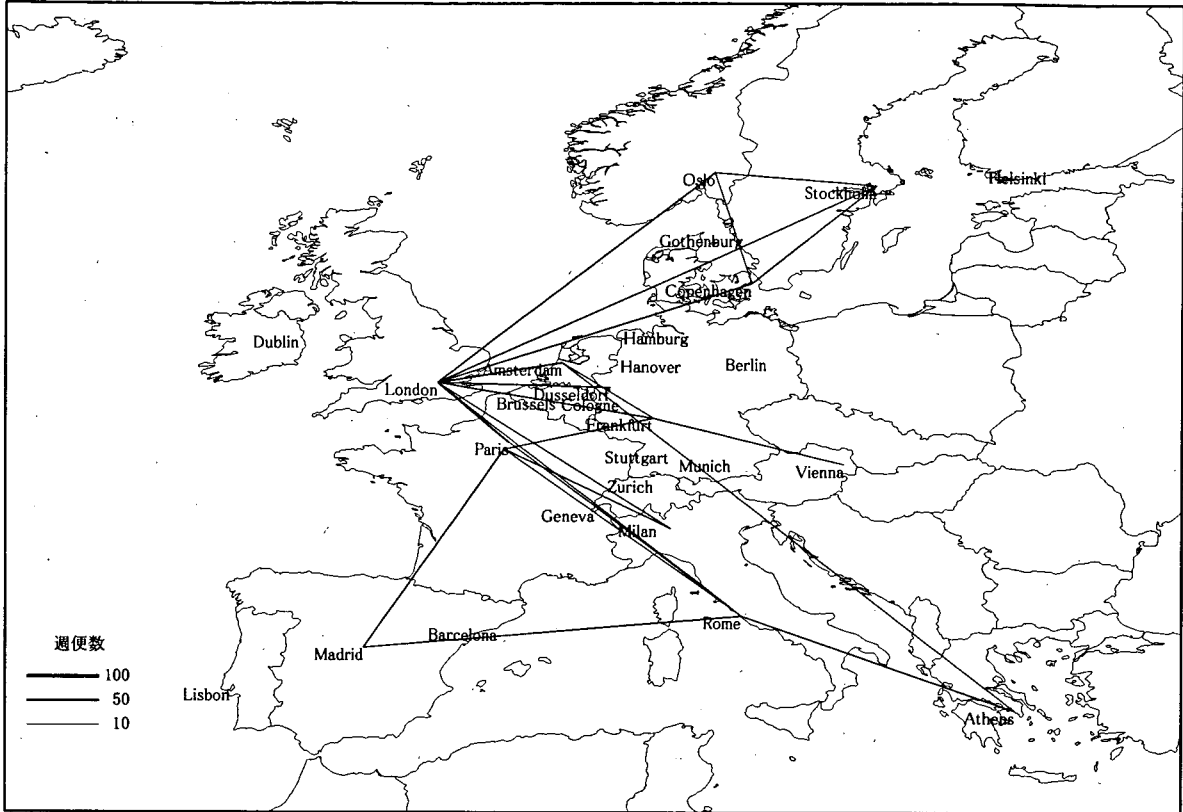


図-E.1 中型ジェット機週便数(1981年)

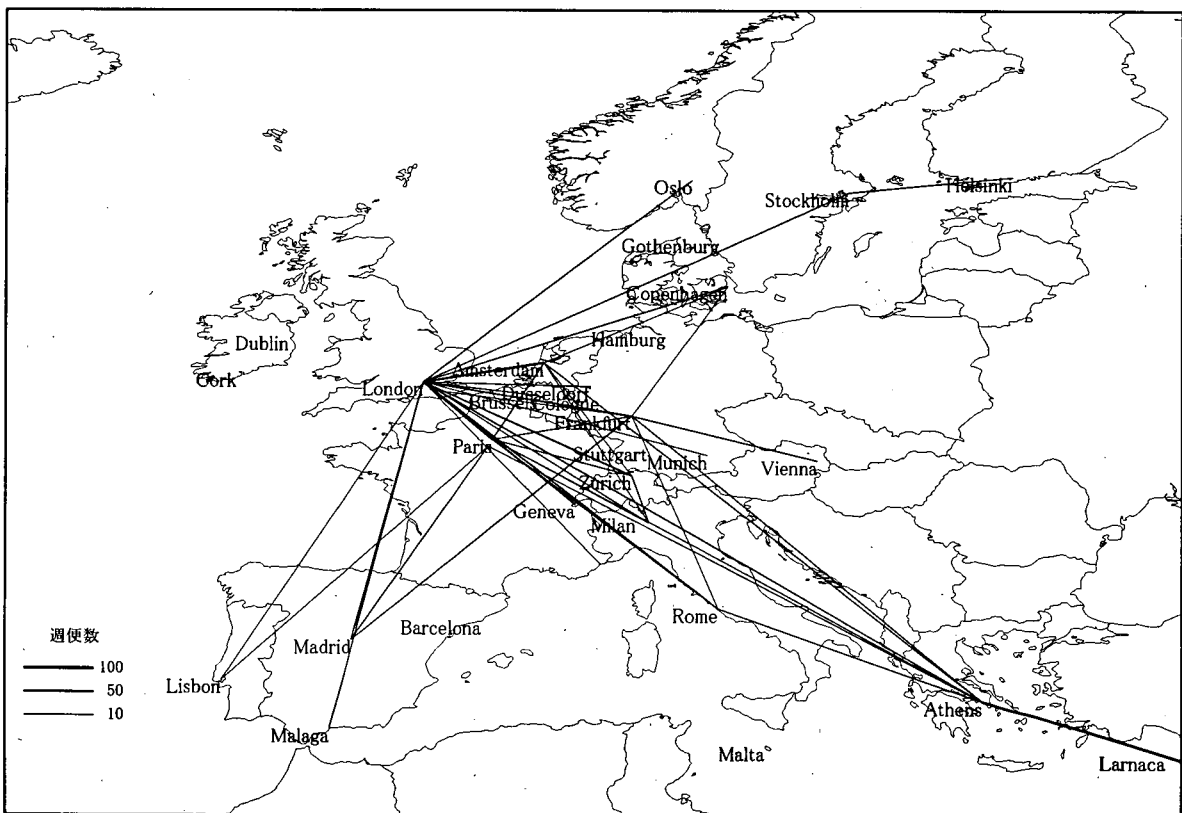


図-E.2 中型ジェット機週便数(1986年)

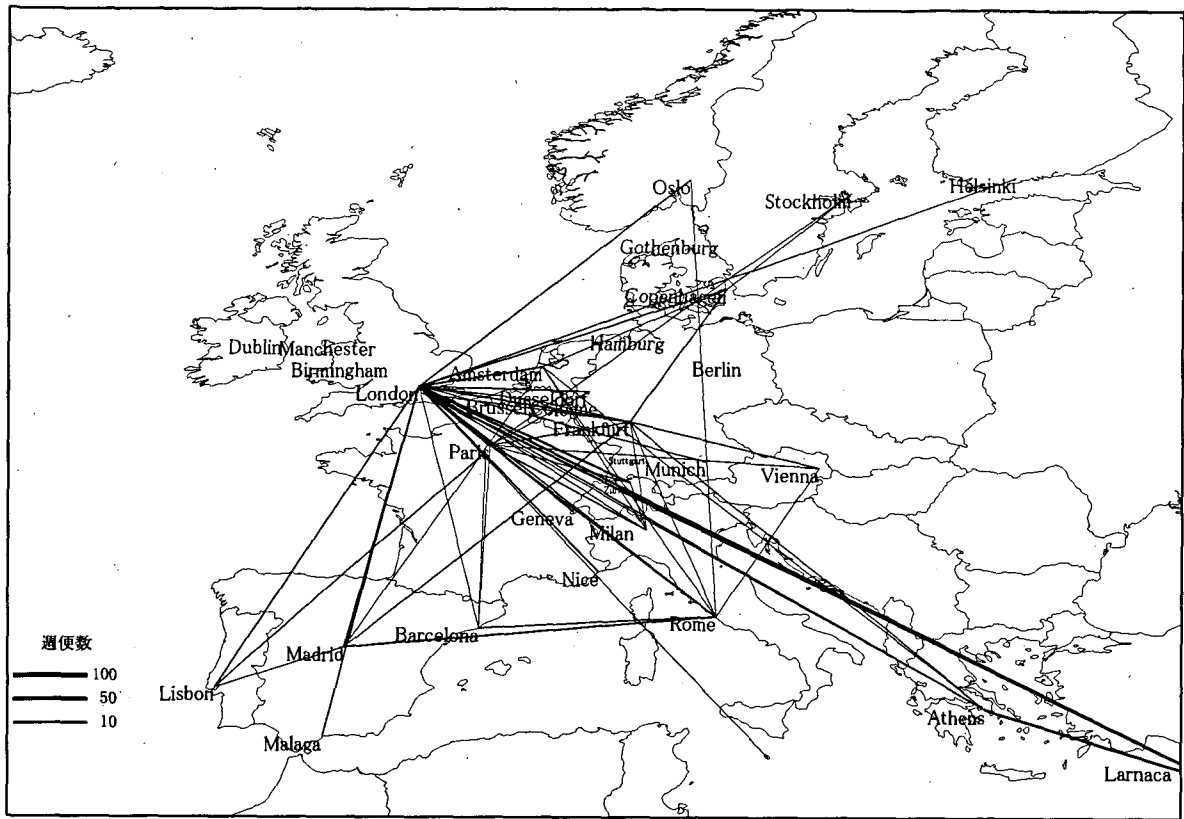


図-E.3 中型ジェット機週便数(1990年)

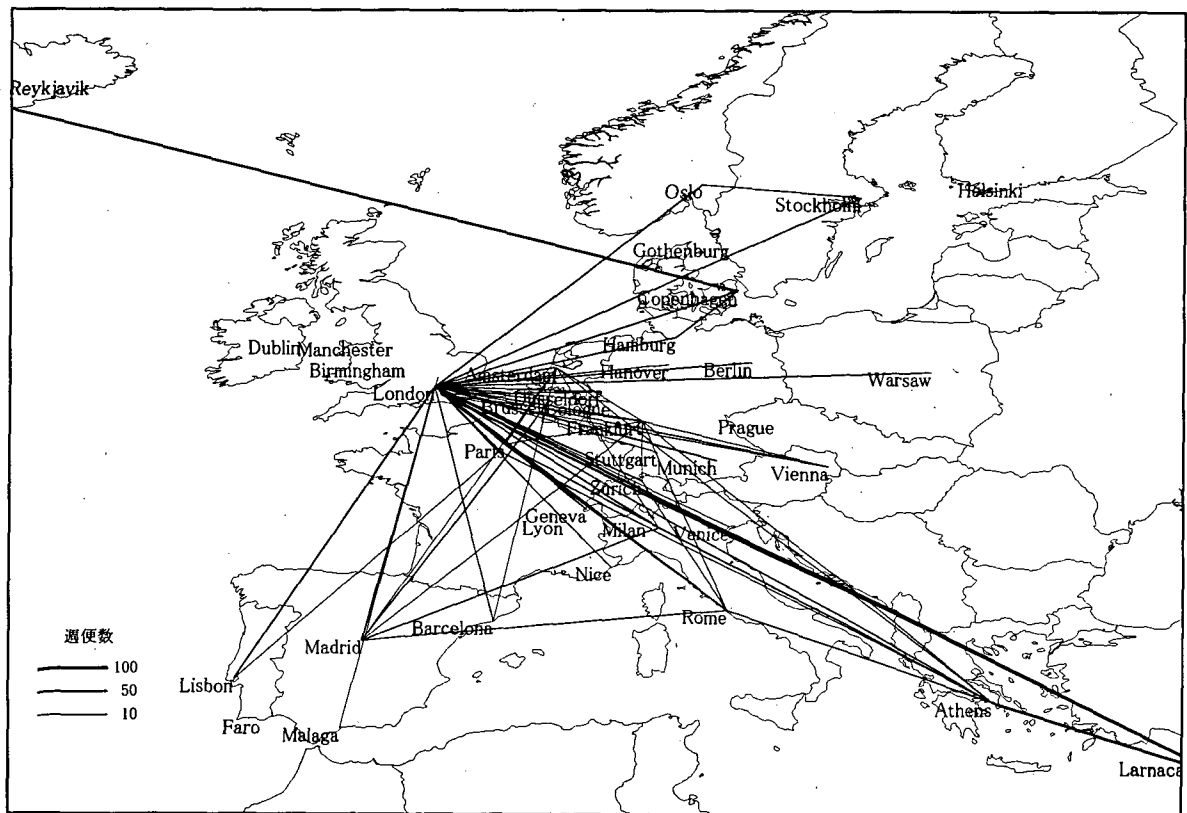


図-E.4 中型ジェット機週便数(1995年)

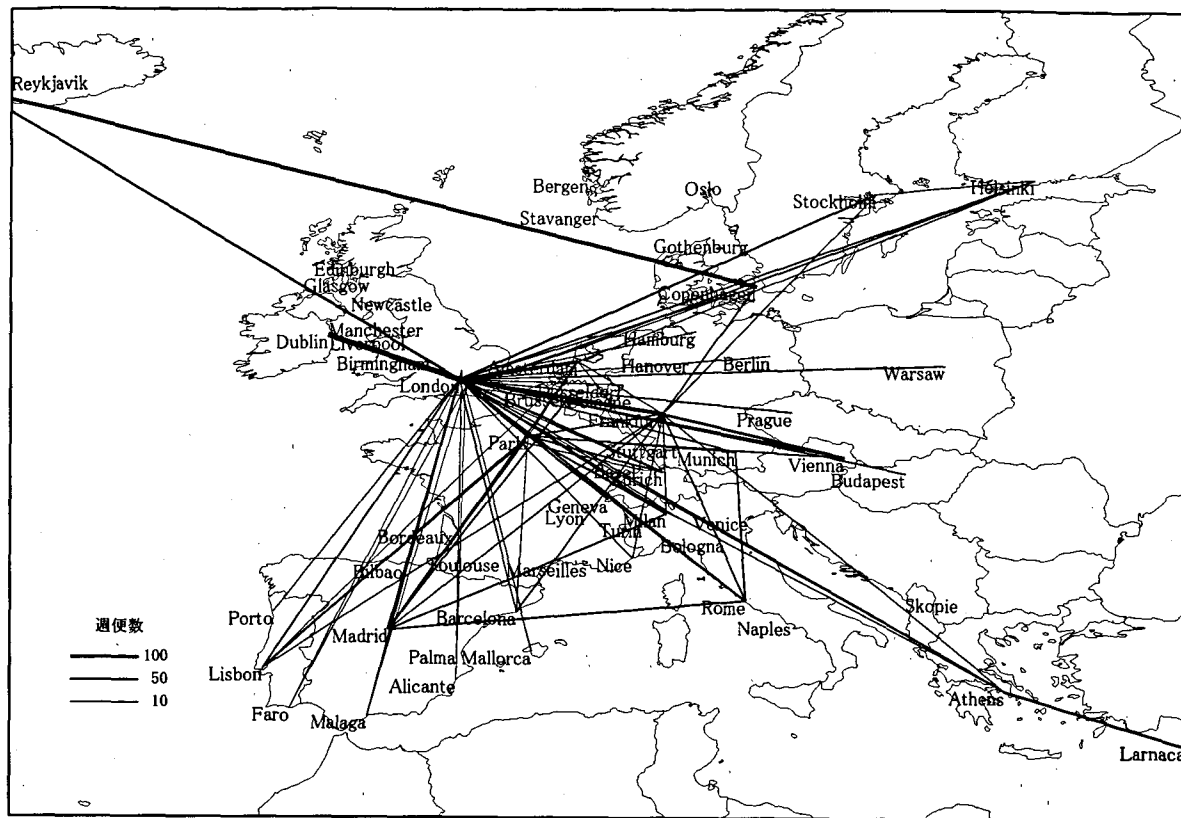


図-E.5 中型ジェット機週便数(2001年)

付録F 小型ジェット機週便数の変遷

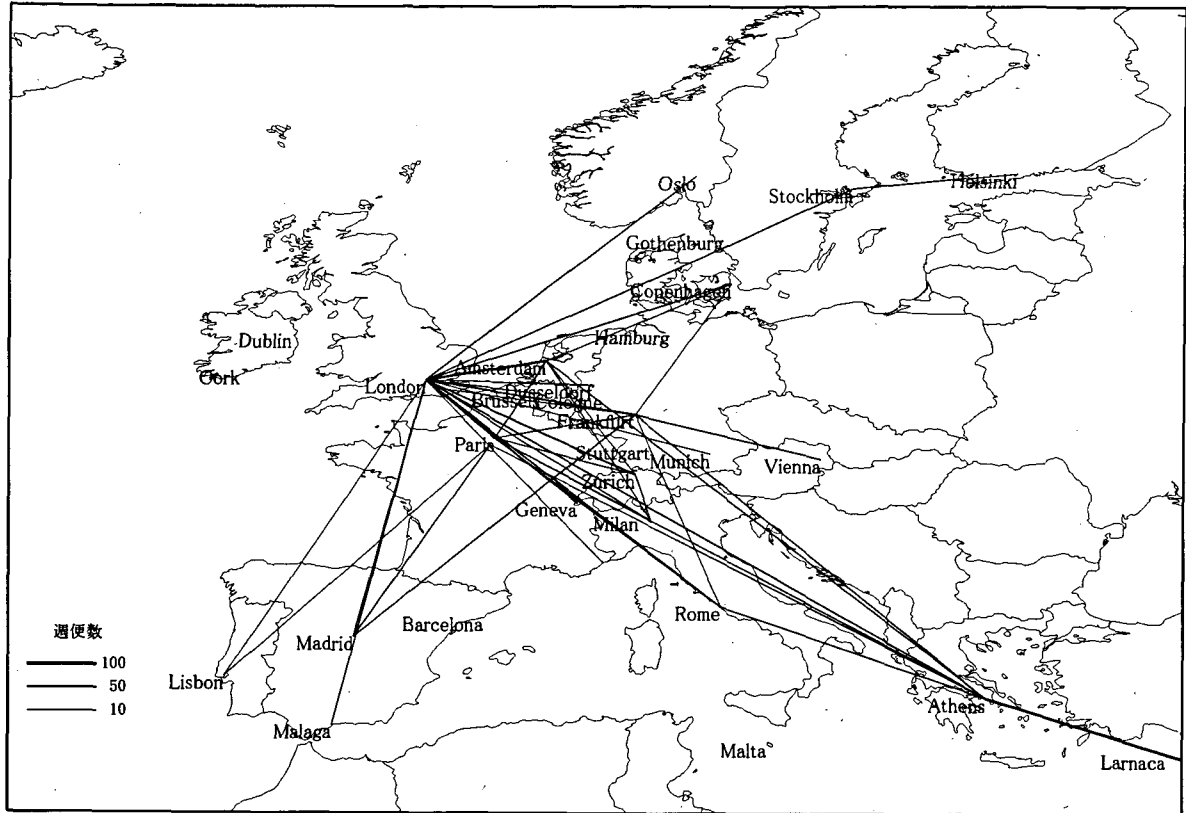


図-F.1 小型ジェット機週便数(1981年)

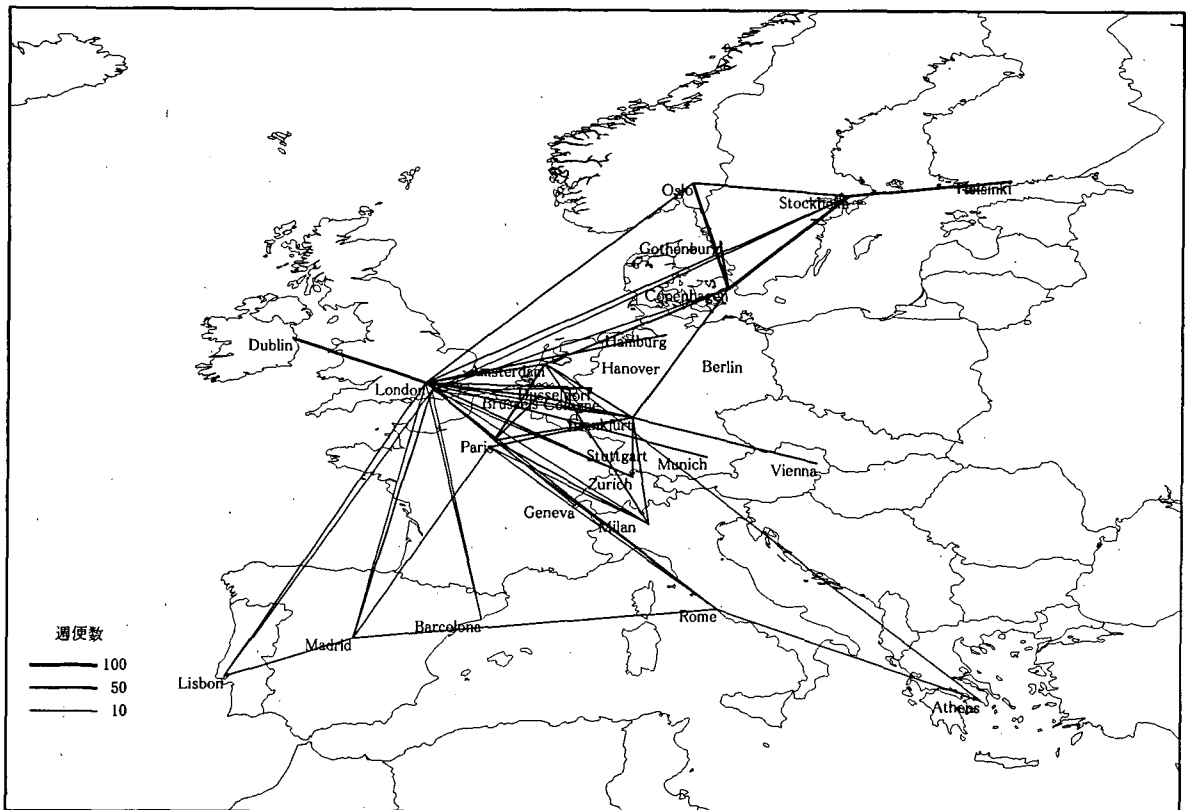


図-F.2 小型ジェット機週便数(1986年)

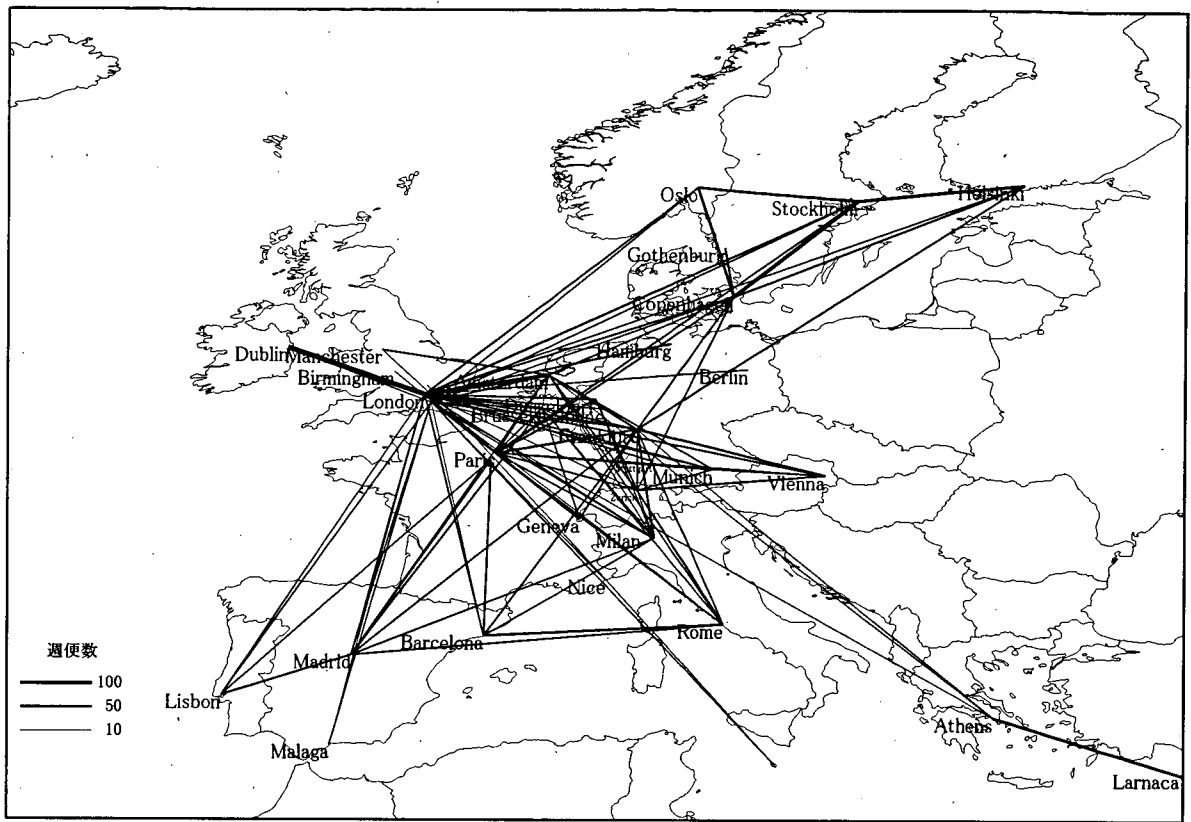


図-F.3 小型ジェット機週便数(1990年)

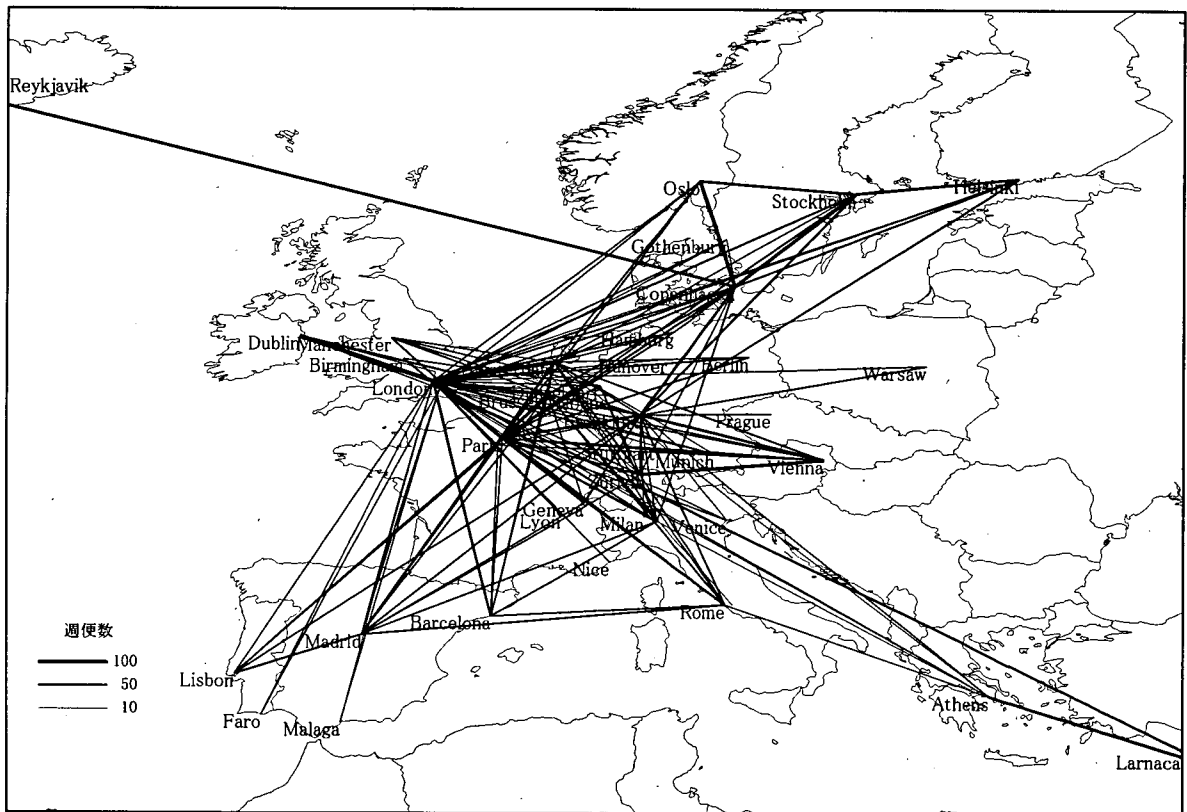


図-F.4 小型ジェット機週便数(1995年)

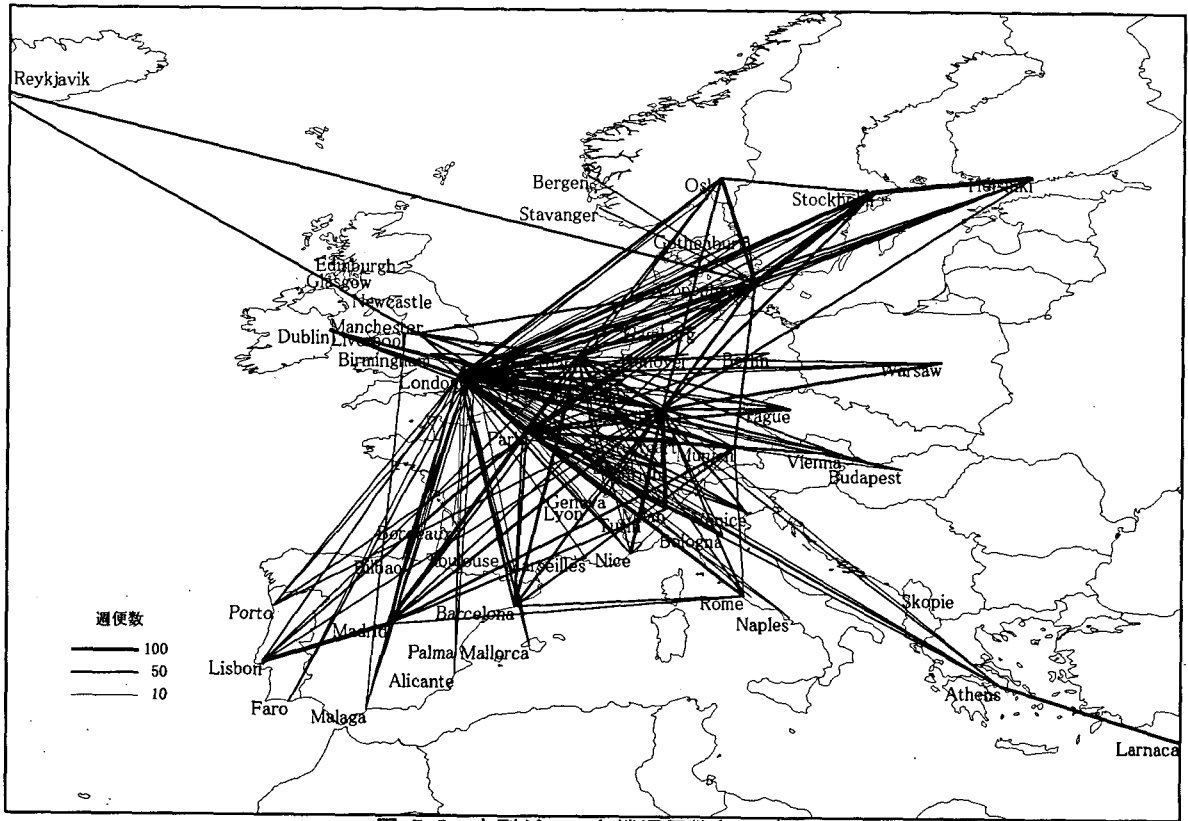


図-F.5 小型ジェット機週便数(2001年)

付録G リージョナルジェット機週便数の変遷

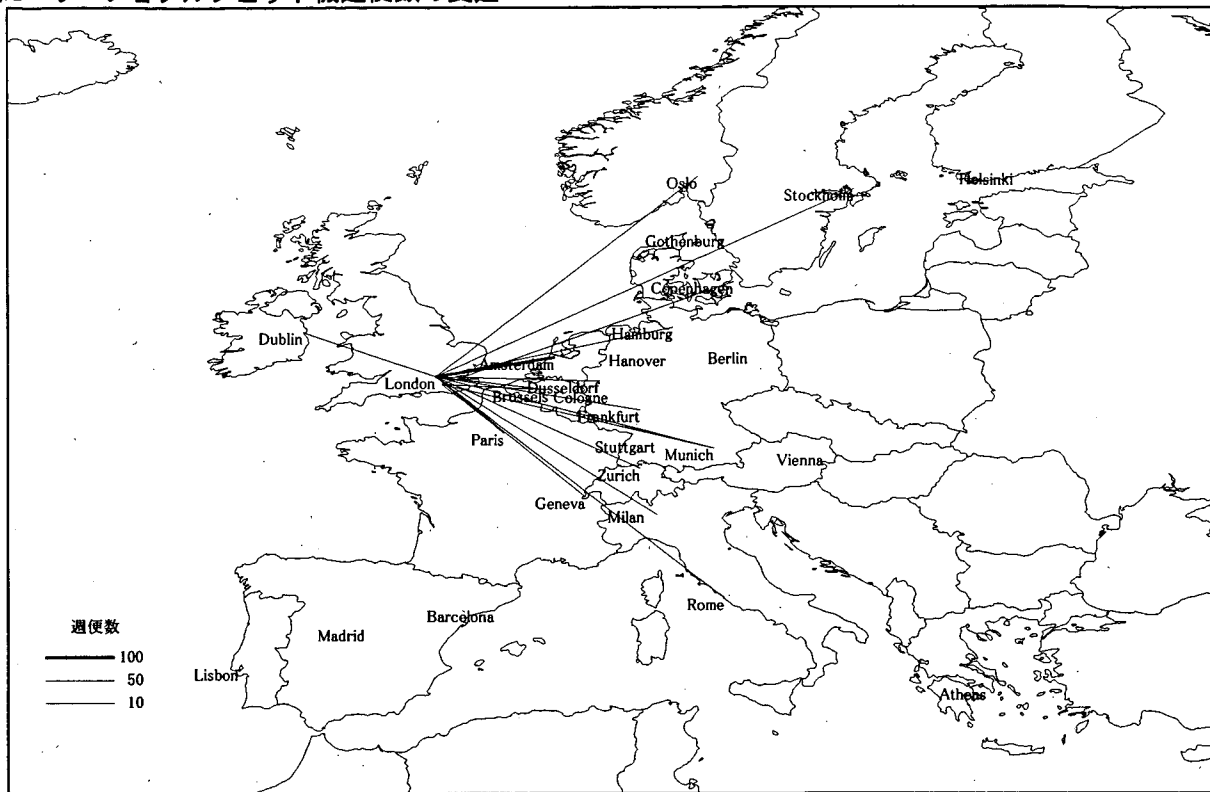


図-G.1 リージョナルジェット機週便数(1981年)

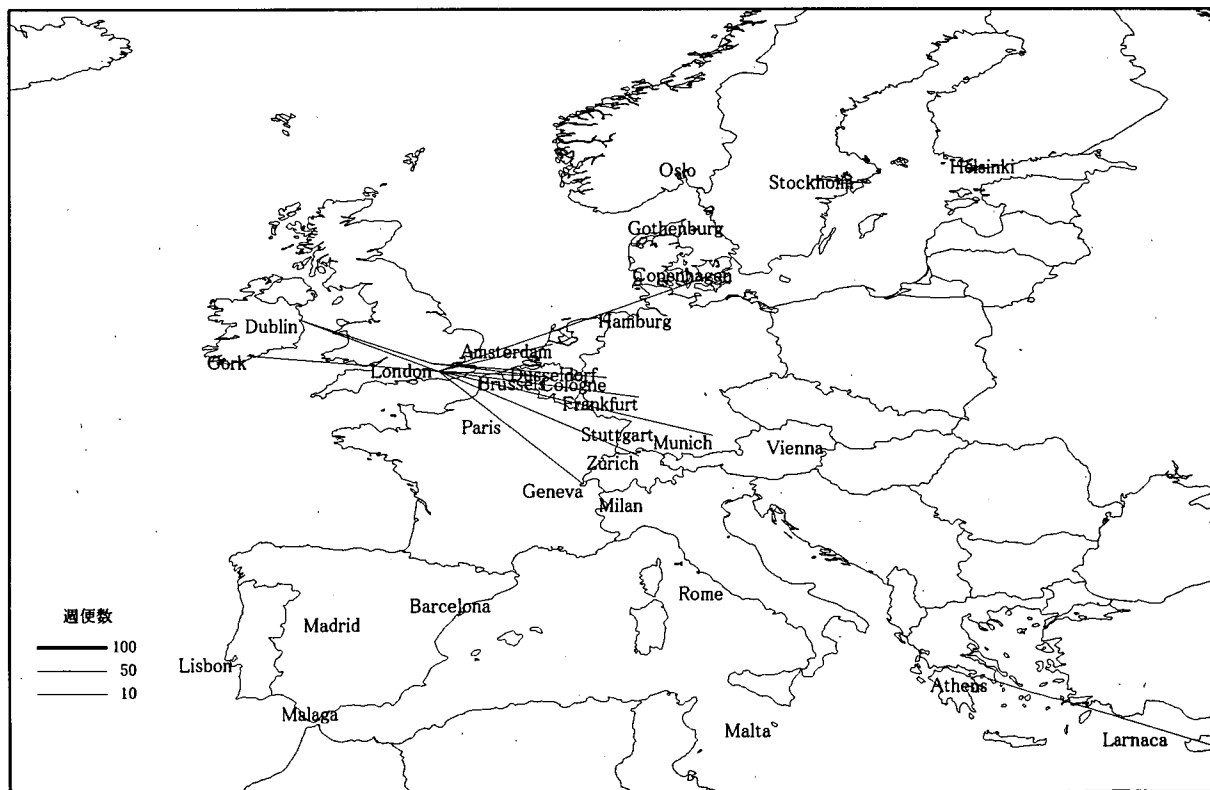


図-G.2 リージョナルジェット機週便数(1986年)



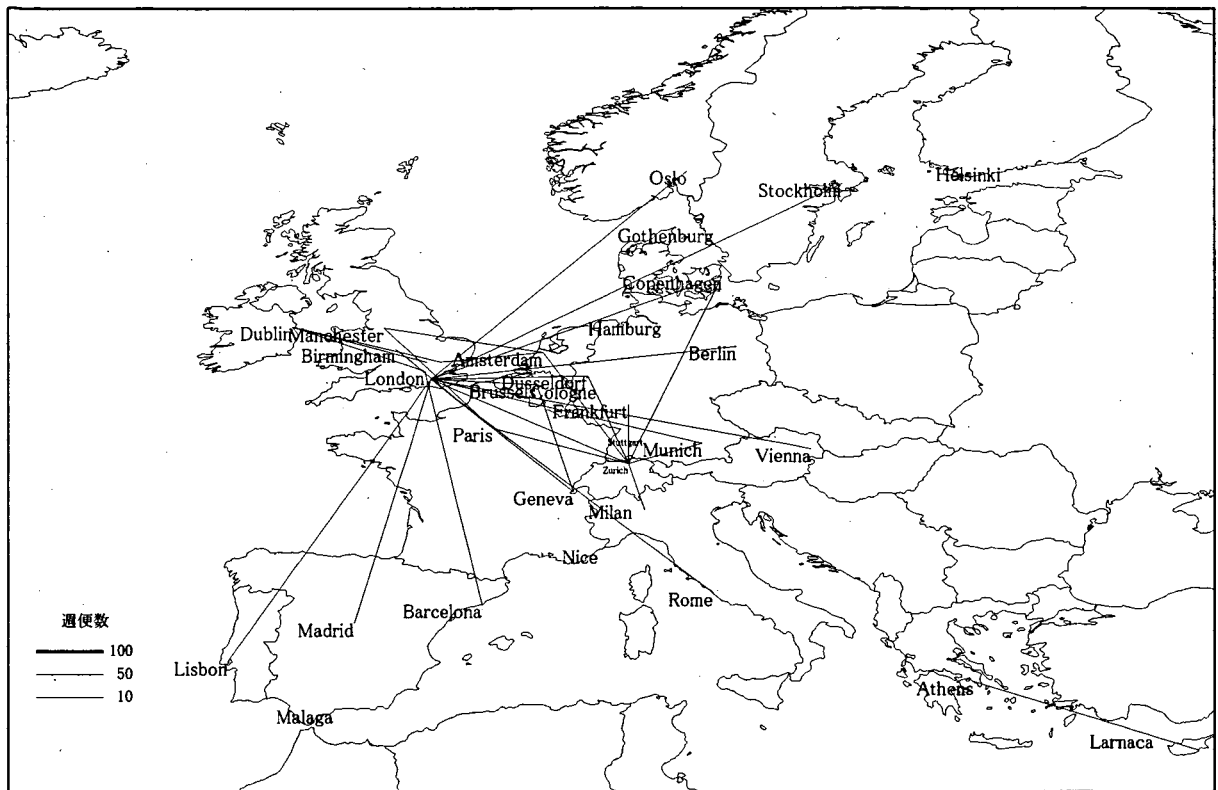


図-G.3 リージョナルジェット機週便数(1990年)

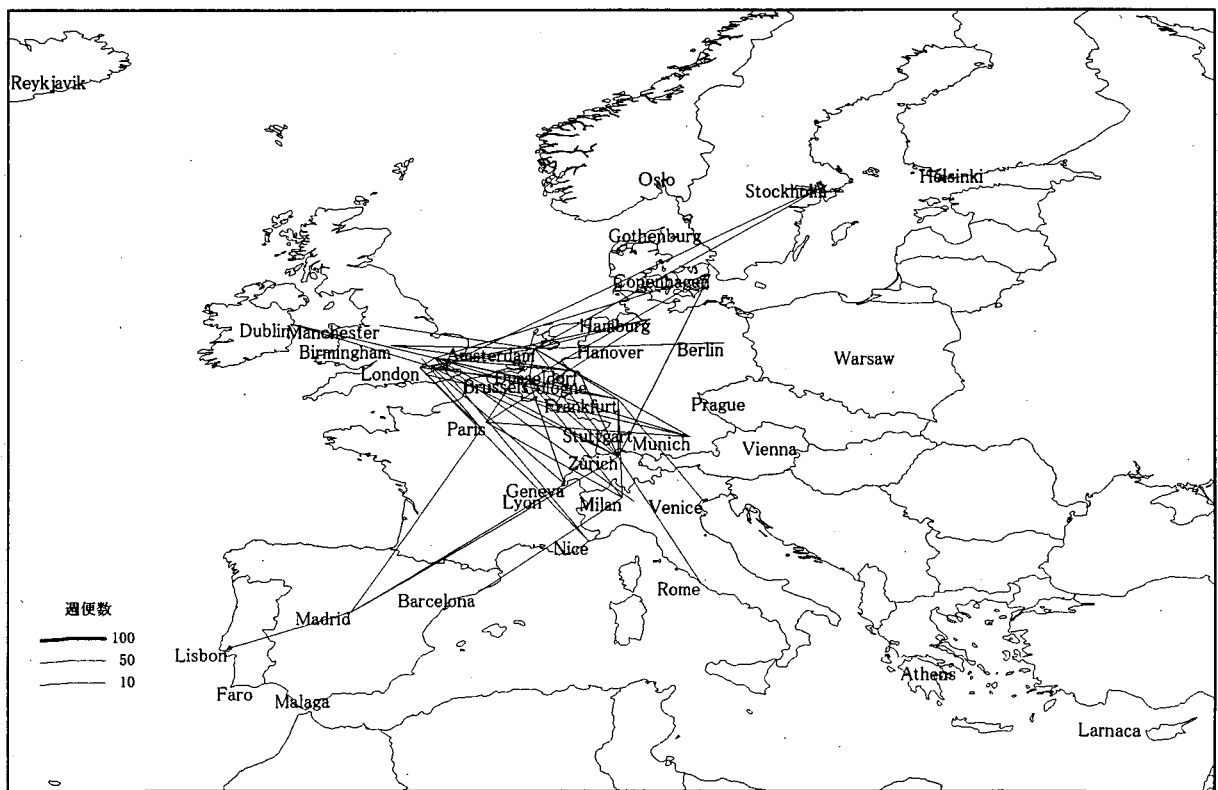


図-G.4 リージョナルジェット機週便数(1995年)

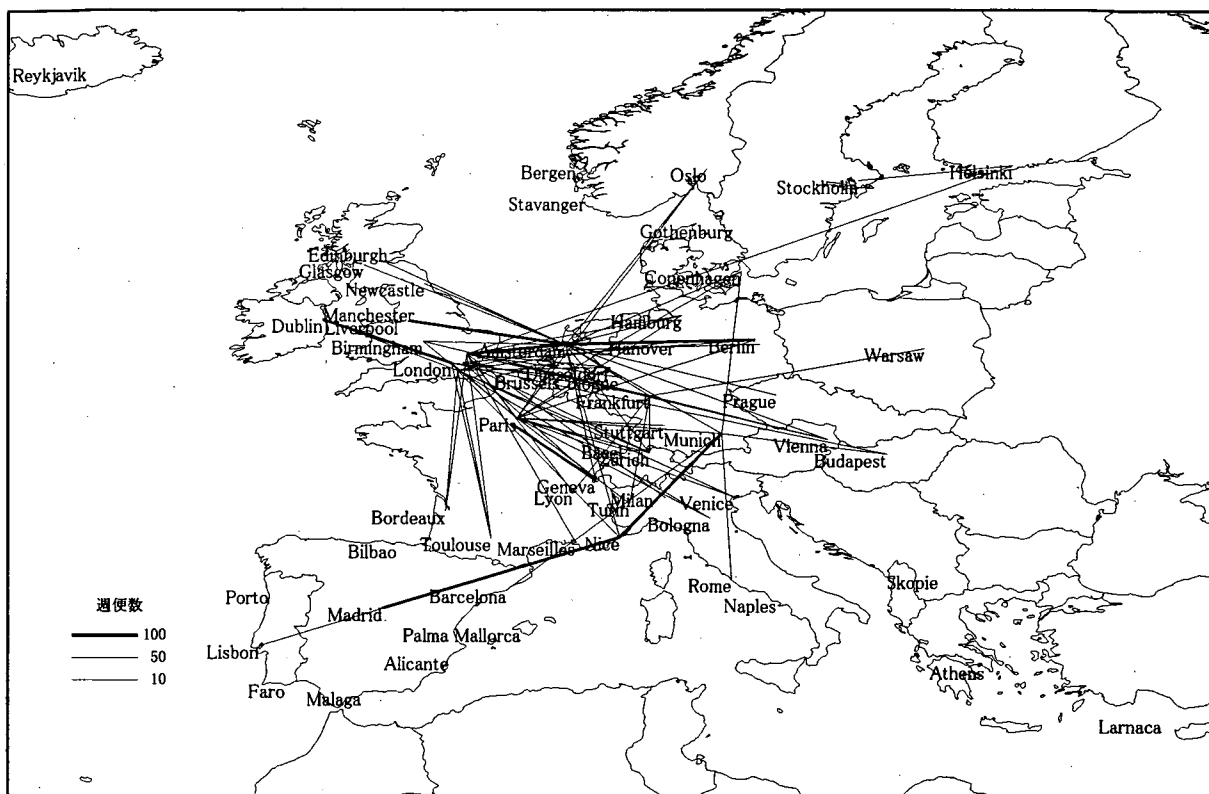


図-G.5 リージョナルジェット機週便数(2001年)

付録H プロペラ機週便数の変遷

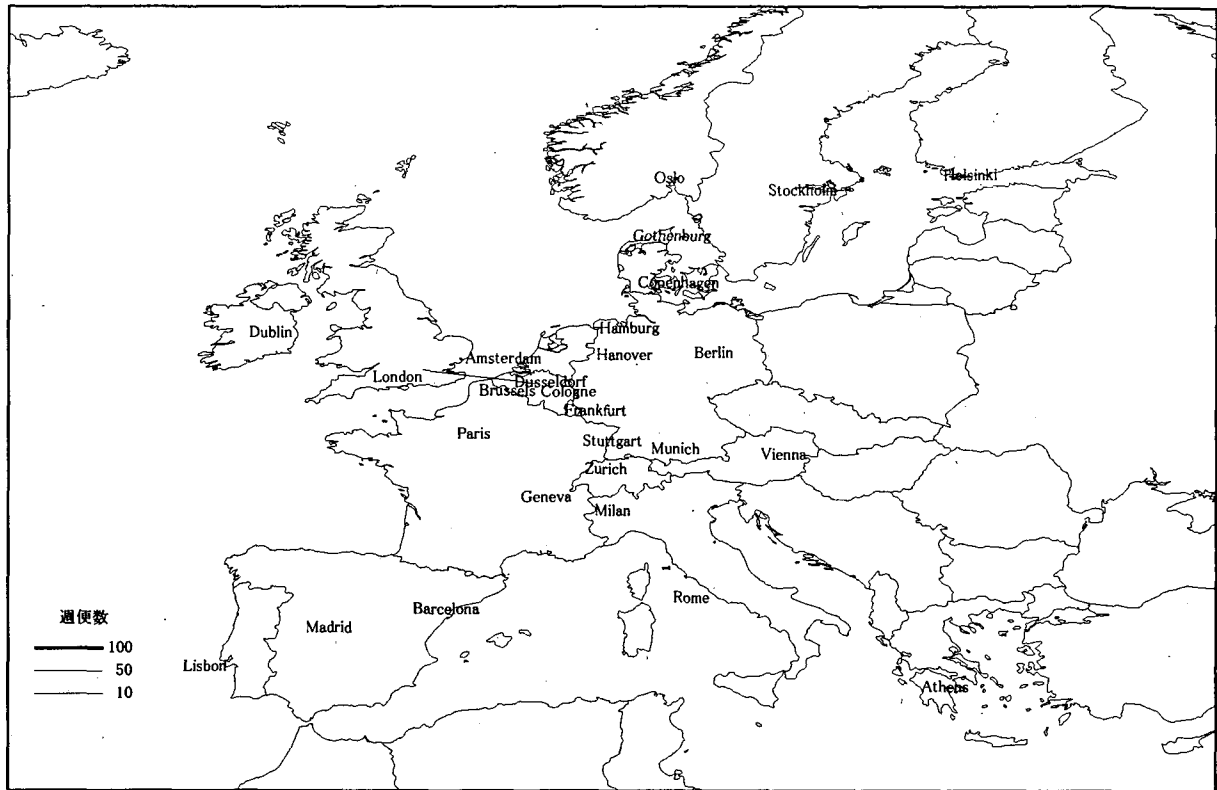


図-H.1 プロペラ機週便数(1981年)

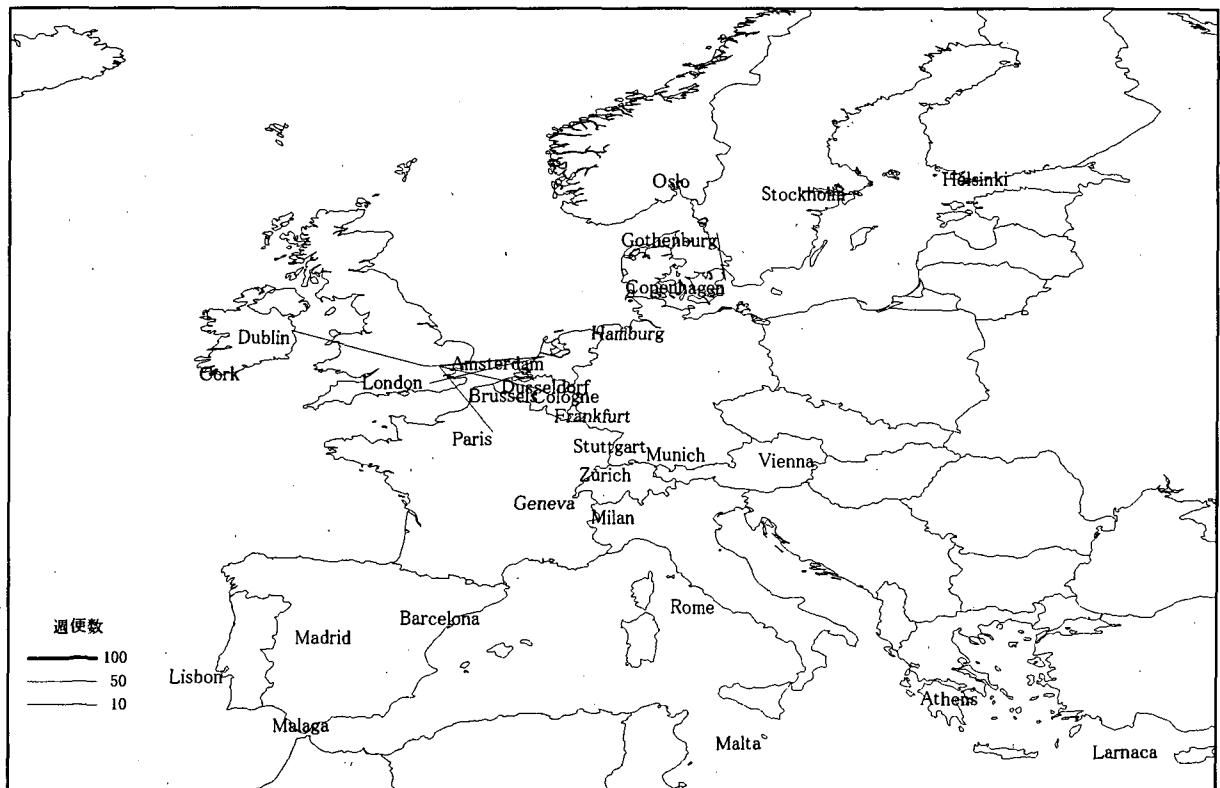


図-H.2 プロペラ機週便数(1986年)

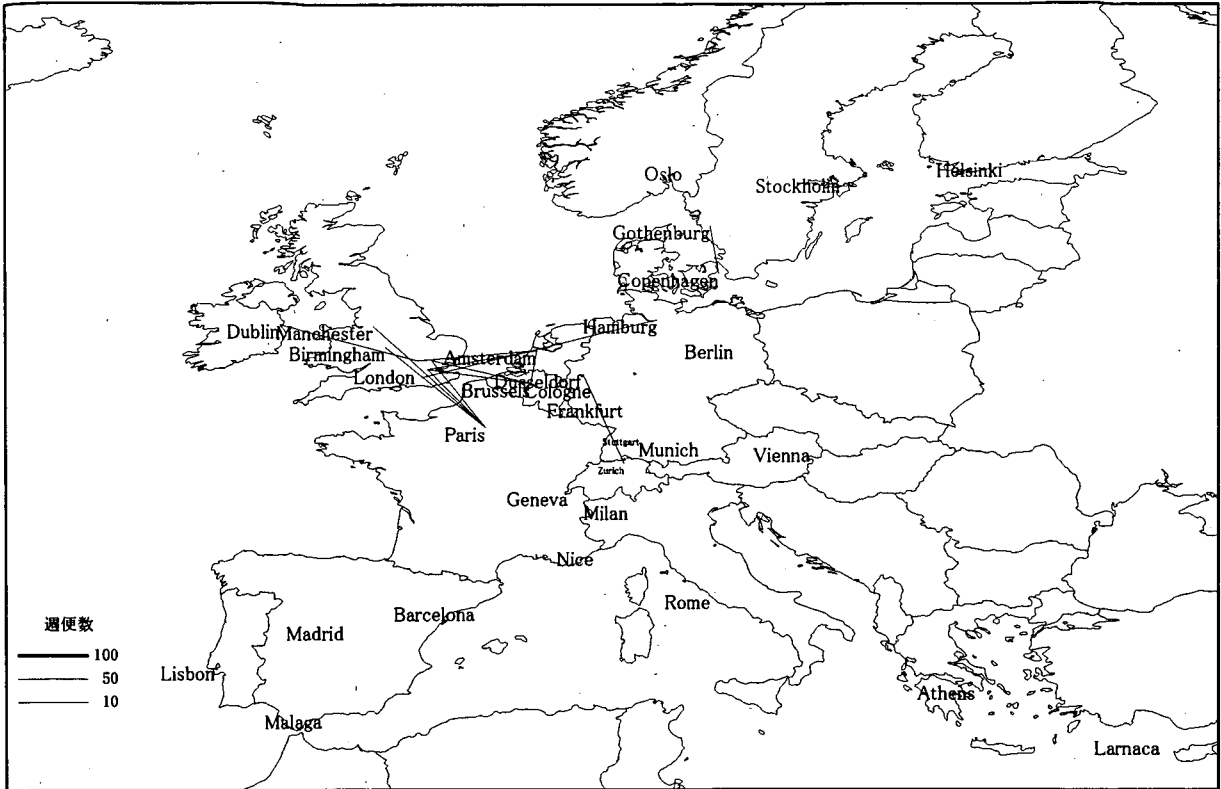


図-H.3 プロペラ機週便数(1990年)

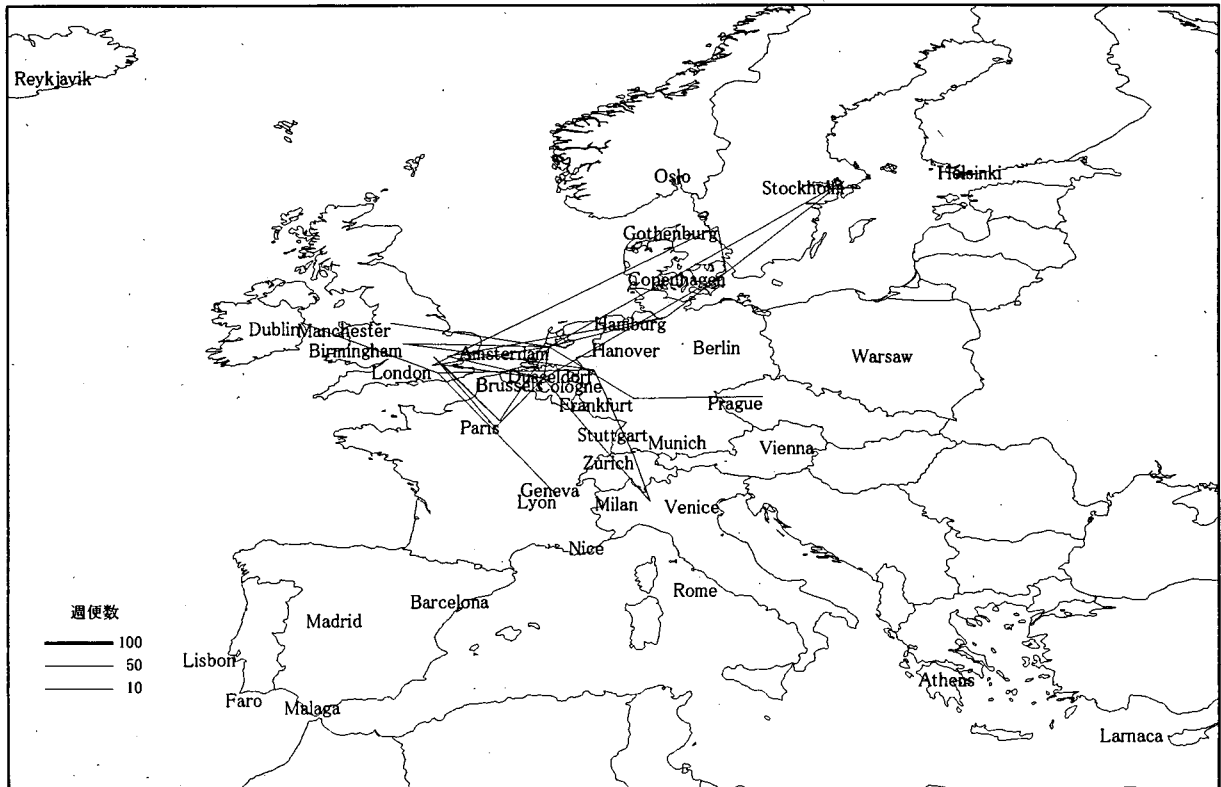


図-H.4 プロペラ機週便数(1995年)

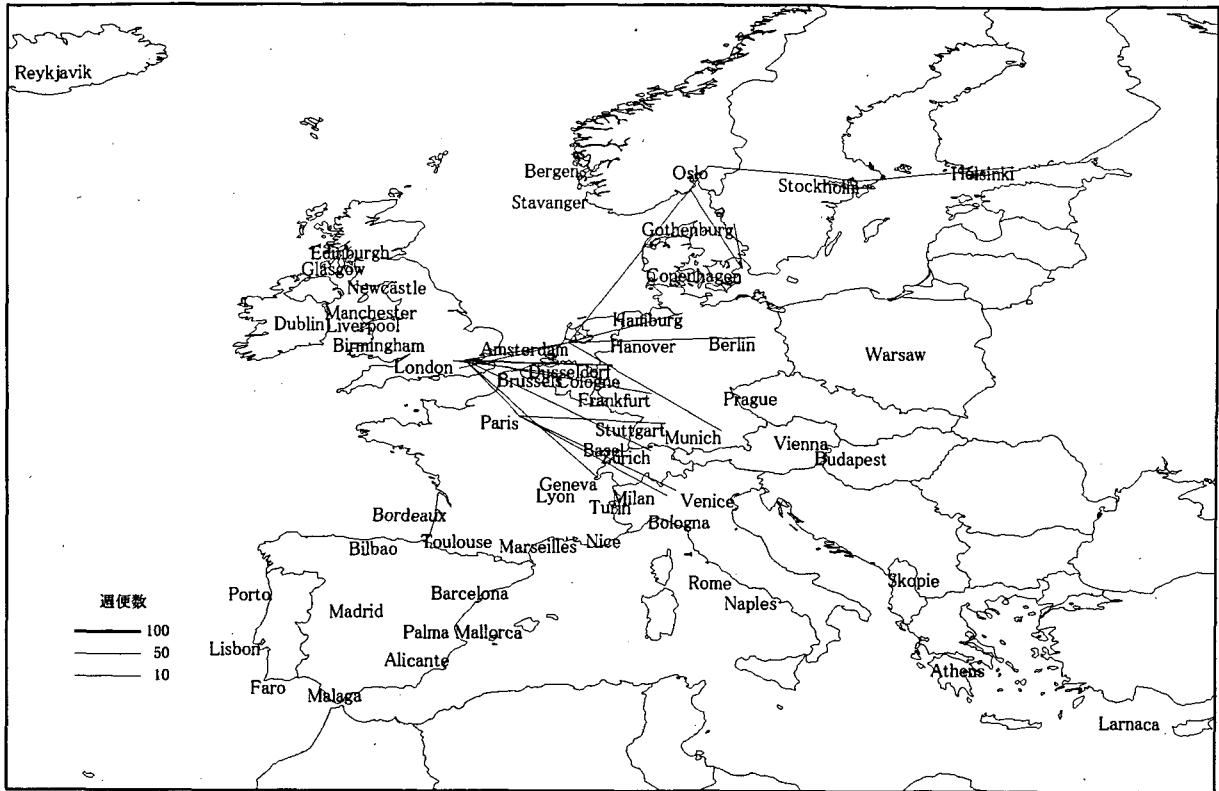


図-H.5 プロペラ機週便数(2001年)